

*01.17*  
**Cleaning Provider**



<b>P</b>	Plastic
<b>I</b>	Inox
<b>D</b>	Dry
<b>M</b>	Handle
<b>B</b>	Tilting
<b>L</b>	Low
<b>S</b>	Sani
<b>F</b>	Fluid
<b>A</b>	Pneumatic
<b>E</b>	Electric
<b>V</b>	Vigor
<b>T</b>	Tool
<b>H</b>	Hot
<b>PM</b>	Pump
<b>BK</b>	Bake
<b>AR</b>	Aero
<b>CM</b>	Class M
<b>CH</b>	Class H
<b>EX</b>	Extractor
<b>AH</b>	Ash
<b>MS</b>	Mobile Station
<b>MT</b>	Motion
<b>SJ</b>	SteamJet
<b>PW</b>	Power




Designed & Manufactured in Italy



**Kema**





Avevamo un progetto, lo abbiamo realizzato ieri!

Oggi, dopo esserci guadagnati il successo e la considerazione dei clienti sui mercati internazionali, forti della professionalità che ci viene riconosciuta, presentiamo il nuovo progetto e realizziamo macchine con caratteristiche tecniche superiori rispetto al passato.

L'impegno quotidiano, la passione e la dedizione ci permettono di offrire le soluzioni alle esigenze del mercato che con interesse ascoltiamo. La piena soddisfazione dei clienti, in ogni parte del mondo ci gratifica.

Il progetto si è trasformato in una missione: migliorare l'igiene nell'ambiente di lavoro per garantire la salute di tutti i protagonisti.

Con il contributo di giovani ricercatori, abbattiamo la fatica puntando a guadagnare tempo prezioso e offrire la massima sicurezza agli utilizzatori delle nostre macchine. Nei nostri laboratori particolare attenzione viene dedicata all'ambiente studiando e realizzando ogni soluzione per tutelarlo.

Produrre in Italia, nella nostra azienda, garantisce la qualità e la durata di ogni prodotto professionale delle nostre linee.





# ProLine





	KV15PD	KV20PD KV20ID	KV25PD
Potenza/Power/Puissance	700W - 900W max	700W - 900W max	700W - 900W max
Voltaggio/Voltage/Tension	220-240V/50-60Hz	220-240V/50-60Hz	220-240V/50-60Hz
Motore/Motors/Moteurs	Thru flow A Klass	Thru flow A Klass	Thru flow A Klass
Cavo elettrico/Power cable/Câble	10 mt	10 mt	10 mt
Depressione/Waterlift/Dépression	1900 mm H2O	1900 mm H2O	1900 mm H2O
Portata/Air flow/Débit d'air	180 m3/h	180 m3/h	180 m3/h
Capacità/Capacity/Capacité	15 Lt.	22 Lt.	25 Lt.
Fusto/Tank/Cuve	Plastic	P Plastic / I Inox	Plastic
Peso/Weight/Poids	8 kg	10 kg	10 kg
Emissioni acustiche/Sound level/Niveau sonore	60 dB (A)	60 dB (A)	60 dB (A)
Dimensioni Imballo/Box Dimension/Dimensions	390 x 390 x 460	390 x 390 x 590	390 x 390 x 590
Pezzi Bancale/Pieces pallet/Pièces palette	30	22	22
Dimensioni Bancale/Pallet/Palette	800 x 1200 x h2400	800 x 1200 x h2400	800 x 1200 x h2400



Aspirapolvere professionale. Disponibile con fusto in polipropilene o inox da 15/22/ 25 lt.  
 Professional Dry Vacuum Cleaner. It is available with stainless steel or polypropylene 15/22/ 25 liters tank.  
 Aspirateur professionnelle seulement poussière. Disponible avec tige en polypropylène ou inox de 15/22/25 litres.

### Accessori/Accessories/Accessoires Ø36

		Code
1	Flessibile Completo mt2/Complete hose mt2/ Complet flexible mt2	Standard KTFC2M36D
2	Impugnatura/Handle/Poignée	Standard AIPRO36D
3	Tubo prolunga cromato 2x0,5mt/Chrome suction Tube 2x0,5mt Chrome canne télescopique 2x0,5mt	Standard ATPC36D
4	Lancia Piatta/Crevice tool/Suceur Plat	Standard ALP23S36D
5	Pennello/Round brush/Brosse ronde	Standard APN36D
6	Bocchetta/Little nozzle/Suceur	Standard AB23S36D
7	Spazzola Combinata Inox/Steel combi nozzle/Combiné suceur brosse	Standard ASCIR36D

### KACCKD36



### Filtri/Filters/Filtre Lt.20

		Code
A	Filtro Tela/Textile Filter/Tissu filtre	Standard KFILPB
B	Sacco Microfibr/Microfiber Bag/Sac microfiber	Standard SACMF20L
C	Filtro Cartuccia/Cartridge Filter/Cartouche	Optional FCPL1M
D	Filtro Nylon/Nylon Filter/Surfiltre nylon	Optional FNLY1M





	KV20P	KV25P	KV30P
	KV20I	KV25I	KV30I
Potenza/Power/Puissance	1100W - 1200W max	1100W - 1200W max	1100W - 1200W max
Voltaggio/Voltage/Tension	220-240V/50-60Hz	220-240V/50-60Hz	220-240V/50-60Hz
Motore/Motors/Moteurs	1xDouble Stage Bypass	1xDouble Stage Bypass	1xDouble Stage Bypass
Cavo elettrico/Power cable/Câble	10 mt	10 mt	10 mt
Depressione/Waterlift/Dépression	2200 mm H2O	2200 mm H2O	2200 mm H2O
Portata/Air flow/Débit d'air	180 m3/h	180 m3/h	180 m3/h
Capacità/Capacity/Capacité	22 Lt.	25 Lt.	34 Lt.
Fusto/Tank/Cuve	P Plastic / I Inox	Plastic	P Plastic / I Inox
Peso/Weight/Poids	10 kg	10 kg	12 kg
Emissioni acustiche/Sound level/Niveau sonore	64 dB (A)	64 dB (A)	64 dB (A)
Dimensioni Imballo/Box Dimension/Dimensions	390 x 390 x 590	390 x 390 x 590	390 x 390 x 720
Pezzi Bancale/Pieces pallet/Pièces palette	22	22	18
Dimensioni Bancale/Pallet/Palette	800 x 1200 x h2400	800 x 1200 x h2400	800 x 1200 x h2300



Aspirapolvere e liquidi professionale con motore bistadio. Disponibile con fusto in polipropilene o inox da 22/25/34 Lt.  
 Professional Wet Dry Vacuum Cleaner with a double stage motor. It is available with stainless steel or polypropylene 22/25/ 34 liters tank.  
 Aspirateur professionnelle eau et poussière, dotée d'un moteur à deux étages. Disponible avec tige en polypropylène ou inox de 22/25/34 litres.

### Accessori/Accessories/Accessoires Ø36

		Code
1	Flessibile Completo mt2/Complete hose mt2/ Complet flexible mt2	Standard KTFC2M36D
2	Impugnatura/Handle/Poignée	Standard AIPRO36D
3	Tubo prolunga cromato 2x0,5mt/Chrome suction Tube 2x0,5mt Chrome canne télescopique 2x0,5mt	Standard ATPC36D
4	Lancia Piatta/Crevice tool/Suceur Plat	Standard ALP23S36D
5	Pennello/Round brush/Brosse ronde	Standard APN36D
6	Bocchetta/Little nozzle/Suceur	Standard AB23S36D
7	Corpo Spazzola / Nozzle Body / Suceur	Standard ACS300L
8	Inserto Liquidi/Wet Tool/ Insérer eau	Standard AIL300L
9	Inserto Pavimenti/Hard Floor Tool/ Insérer poussière	Standard AIP300L
10	Spazzola Combinata Inox/Steel combi nozzle/Combiné suceur brosse	Optional ASCIR36D



### Filtri/Filters/Filtre Lt.20/30

		Code
A	Filtro Tela/Textile Filter/Tissu filtre	Standard KFILPP
B	Filtro Antischiuma/Anti Foam Filter/Anti moussant filtre	Standard FASC1M
C	Filtro Cartuccia/Cartridge Filter/Cartouche	Optional FCPL1M
D	Filtro Nylon/Nylon Filter/Surfiltre nylon	Optional FNLY1M
E	Sacco Microfibr/Microfiber Bag/Sac microfiber	Optional SACMF20L SACMF30L





	<b>KV501I</b>	<b>KV52I</b>	<b>KV53I</b>
	<b>KV501IM</b>	<b>KV52IM</b>	<b>KV53IM</b>
Potenza/Power/Puissance	1200W - 1400W max	2x1100W - 1200W max	3x1100W - 1200W max
Voltaggio/Voltage/Tension	220-240V/50-60Hz	220-240V/50-60Hz	220-240V/50-60Hz
Motore/Motors/Moteurs	1xDouble Stage Bypass	2xDouble Stage Bypass	3xDouble Stage Bypass
Cavo elettrico/Power cable/Câble	10 mt	10 mt	10 mt
Depressione/Waterlift/Dépression	2400 mm H2O	2300 mm H2O	2300 mm H2O
Portata/Air flow/Débit d'air	220 m3/h	350 m3/h	520 m3/h
Capacità/Capacity/Capacité	55 Lt.	55 Lt.	55 Lt.
Fusto/Tank/Cuve	Inox	Inox	Inox
Peso/Weight/Poids	16 kg	17 kg	18 kg
Emissioni acustiche/Sound level/Niveau sonore	65 dB (A)	67 dB (A)	69 dB (A)
Dimensioni Imballo/Box Dimension/Dimensions	570 x 570 x 1010	570 x 570 x 1010	570 x 570 x 1010
Pezzi Bancale/Pieces pallet/Pièces palette	8	8	8
Dimensioni Bancale/Pallet/Palette	1200 x 1200 x h2200	1200 x 1200 x h2200	1200 x 1200 x h2200



Aspirapolvere e liquidi professionale con uno, due o tre motori bistadio fino ad una potenza di 3300W, con fusto inox da 55lt di capacità con manico (M) per facilitare la manovrabilità.

Professional Wet Dry Vacuum Cleaner with one, two or three double stage motors till reaching 3300W power. Available with stainless steel 55 liters tank , provided with a practical handle (M).

Aspirateur professionnelle eau et poussière. avec un, deux ou trois moteurs à deux étages jusqu'à une puissance de 3300W, avec une cuve en inox d'une capacité de 55 litres. et un manche pour le rendre plus pratique (M) .

### Accessori/Accessories/Accessoires Ø40

		Code
1	Flessibile Completo mt2,5/Complete Hose mt2,5/Complet flexible mt2,5	Standard KTFC25M40D
2	Tubo Prolunga Cromato "S"/Chrome Suction Tube "S"/Canne double coude	Standard ATPC2S40D
3	Lancia Piatta/Crevice Tool/Suceur Plat	Standard ALP40D
4	Pennello/Round Brush/Brosse ronde	Standard APN40D
5	Spazzola Pavimenti Polvere/Nozzle Hard Floor/Suceur poussière	Standard ASP40D
6	Spazzola Pavimenti Liquidi/Nozzle Wet Floor/Suceur Eau	Standard ASL40D
7	Scarica fusto/Empty hoses/Flexible de vidange	Optional KSCFU

### Filtri/Filters/Filtre Lt.50

		Code
A	Filtro Tela/Textile Filter/Tissu filtre mod. 500 Filtro Tela/Textile Filter/Tissu filtre mod. 52/53	Standard KFILPM KFILPG
B	Filtro Antischiuma/Anti Foam Filter/Anti moussant filtre mod. 500 Filtro Antischiuma/Anti Foam Filter/Anti moussant filtre mod. 52/53	Standard FASC1M FASC3M
C	Sacco Microfibra/Microfiber Bag/Sac microfiber	Optional SACMF50/70L
D	Filtro Nylon/Nylon Filter/Surfiltre nylon mod. 500 Filtro Nylon/Nylon Filter/Surfiltre nylon mod. 52/53	Optional FNLY1M50L FNLY3M





	<b>KV701I</b>	<b>KV72P</b> <b>KV72I</b>	<b>KV702P</b> <b>KV702I</b>	<b>KV73P</b> <b>KV73I</b>	<b>KV703P</b> <b>KV703I</b>
Potenza/Power/Puissance	1200W - 1400W max	2x1100W - 1200W max	2x1200W - 1400W max	3x1100W - 1200W max	3x1200W - 1400W max
Voltaggio/Voltage/Tension	220-240V/50-60Hz	220-240V/50-60Hz	220-240V/50-60Hz	220-240V/50-60Hz	220-240V/50-60Hz
Motore/Motors/Moteurs	1xDouble Stage Bypass	2xDouble Stage Bypass	2xDouble Stage Bypass	3xDouble Stage Bypass	3xDouble Stage Bypass
Cavo elettrico/Power cable/Câble	10 mt	10 mt	10 mt	10 mt	10 mt
Depressione/Waterlift/Dépression	2200 mm H2O	2300 mm H2O	2400 mm H2O	2300 mm H2O	2400 mm H2O
Portata/Air flow/Débit d'air	180 m3/h	350 m3/h	450 m3/h	520 m3/h	650 m3/h
Capacità/Capacity/Capacité	70 Lt.	70 Lt.	70 Lt.	70 Lt.	70 Lt.
Fusto/Tank/Cuve	Inox	P Plastic / I Inox	P Plastic / I Inox	P Plastic / I Inox	P Plastic / I Inox
Peso/Weight/Poids	21 kg	22 kg	22 kg	23 kg	23 kg
Emissioni acustiche/Sound level/Niveau sonore	66 dB (A)	67 dB (A)	68 dB (A)	69 dB (A)	70 dB (A)
Dimensioni Imballo/Box Dimension/Dimensions	570 x 570 x 1010	570 x 570 x 1010	570 x 570 x 1010	570 x 570 x 1010	570 x 570 x 1010
Pezzi Bancale/Pieces pallet/Pièces palette	8	8	8	8	8
Dimensioni Bancale/Pallet/Palette	1200 x 1200 x h2200	1200 x 1200 x h2200	1200 x 1200 x h2200	1200 x 1200 x h2200	1200 x 1200 x h2200

Aspirapolvere e liquidi professionale con uno, due o tre motori bistadio fino ad una potenza di 3600W, con fusto in polipropilene o inox da 70lt di capacità.  
Professional Wet Dry Vacuum Cleaner with one, two or three double stage motors till reaching 3600W power. Available with stainless steel or polypropylene 70 liters tank .

Aspirateur professionnelle eau et poussière . avec un, deux ou trois moteurs à deux étages jusqu'à une puissance de 3600W, avec une cuve en polypropylène ou inox d'une capacité de 70 litres.

### Accessori/Accessories/Accessoires Ø40

			<b>Code</b>
1	Flessibile Completo mt2,5/Complete Hose mt2,5/Complext flexible mt2,5	Standard	KTFC25M40D
2	Tubo Prolunga Cromato "S"/Chrome Suction Tube "S"/Canne double coude	Standard	ATPC2S40D
3	Lancia Piatta/Crevice Tool/Suceur Plat	Standard	ALP40D
4	Pennello/Round Brush/Brosse ronde	Standard	APN40D
5	Spazzola Pavimenti Polvere/Nozzle Hard Floor/Suceur poussière	Standard	ASP40D
6	Spazzola Pavimenti Liquidi/Nozzle Wet Floor/Suceur Eau	Standard	ASL40D
7	Scarica fusto/Empty hoses/Flexible de vidange	Optional	KSCFU

### Filtri/Filters/Filtre Lt.70

			<b>Code</b>
A	Filtro Tela/Textile Filter/Tissu filtre mod. 701	Standard	KFILPM
	Filtro Tela/Textile Filter/Tissu filtre mod. 72/73 702/703		
B	Filtro Antischiuma/Anti Foam Filter/Anti moussant filtre mod. 701	Standard	FASC1M
	Filtro Antischiuma/Anti Foam Filter/Anti moussant filtre mod. 72/73 702/703		
C	Sacco Microfibra/Microfiber Bag/Sac microfibre	Optional	SACMF50/70L
D	Filtro Nylon/Nylon Filter/Surfiltre nylon mod. 701	Optional	FNLY1M50L
	Filtro Nylon/Nylon Filter/Surfiltre nylon mod. 72/73 702/703		







	<b>KV701IM</b>	<b>KV72PM KV72IM</b>	<b>KV702PM KV702IM</b>	<b>KV73PM KV73IM</b>	<b>KV703PM KV703IM</b>
Potenza/Power/Puissance	1200W - 1400W max	2x1100W - 1200W max	2x1200W - 1400W max	3x1100W - 1200W max	3x1200W - 1400W max
Voltaggio/Voltage/Tension	220-240V/50-60Hz	220-240V/50-60Hz	220-240V/50-60Hz	220-240V/50-60Hz	220-240V/50-60Hz
Motore/Motors/Moteurs	1xDouble Stage Bypass	2xDouble Stage Bypass	2xDouble Stage Bypass	3xDouble Stage Bypass	3xDouble Stage Bypass
Cavo elettrico/Power cable/Câble	10 mt	10 mt	10 mt	10 mt	10 mt
Depressione/Waterlift/Dépression	2200 mm H2O	2300 mm H2O	2400 mm H2O	2300 mm H2O	2400 mm H2O
Portata/Air flow/Débit d'air	180 m3/h	350 m3/h	450 m3/h	520 m3/h	650 m3/h
Capacità/Capacity/Capacité	70 Lt.	70 Lt.	70 Lt.	70 Lt.	70 Lt.
Fusto/Tank/Cuve	Inox	P Plastic / I Inox	P Plastic / I Inox	P Plastic / I Inox	P Plastic / I Inox
Peso/Weight/Poids	22 kg	23kg	23 kg	24 kg	24 kg
Emissioni acustiche/Sound level/Niveau sonore	66 dB (A)	67 dB (A)	68 dB (A)	69 dB (A)	70 dB (A)
Dimensioni Imballo/Box Dimension/Dimensions	570 x 570 x 1010	570 x 570 x 1010	570 x 570 x 1010	570 x 570 x 1010	570 x 570 x 1010
Pezzi Bancale/Pieces pallet/Pièces palette	8	8	8	8	8
Dimensioni Bancale/Pallet/Palette	1200 x 1200 x h2200	1200 x 1200 x h2200	1200 x 1200 x h2200	1200 x 1200 x h2200	1200 x 1200 x h2200

Aspirapolvere e liquidi professionale con uno, due o tre motori bistadio fino ad una potenza di 3600W, con fusto in polipropilene o inox da 70lt di capacità con manico (M).

Professional Wet Dry Vacuum Cleaner with one, two or three double stage motors till reaching 3600W power. Available with stainless steel or polypropylene 70 liters tank , provided with a practical handle (M).

Aspirateur professionnelle eau et poussière . avec un, deux ou trois moteurs à deux étages jusqu'à une puissance de 3600W, avec une cuve en polypropylène ou inox d'une capacité de 70 litres et un manche pour le rendre plus pratique. (M).

### Accessori/Accessories/Accessoires Ø40

		Code
1	Flessibile Completo mt2,5/Complete Hose mt2,5/Complet flexible mt2,5	KTFC25M40D
2	Tubo Prolunga Cromato "S"/Chrome Suction Tube "S"/Canne double coude	ATPC2S40D
3	Lancia Piatta/Crevice Tool/Suceur Plat	ALP40D
4	Pennello/Round Brush/Brosse ronde	APN40D
5	Spazzola Pavimenti Polvere/Noozle Hard Floor/Suceur poussière	ASP40D
6	Spazzola Pavimenti Liquidi/Noozle Wet Floor/Suceur Eau	ASL40D
7	Scarica fusto/Empty hoses/Flexible de vidange	KSCFU

### Filtri/Filters/Filtre Lt.70

		Code
A	Filtro Tela/Textile Filter/Tissu filtre mod. 701 Filtro Tela/Textile Filter/Tissu filtre mod. 72/73 702/703	Standard KFILPM KFILPG
B	Filtro Antischiuma/Anti Foam Filter/Anti moussant filtre mod. 701 Filtro Antischiuma/Anti Foam Filter/Anti moussant filtre mod. 72/73 702/703	Standard FASC1M FASC3M
C	Sacco Microfibra/Microfiber Bag/Sac microfiber	Optional SACMF50/70L
D	Filtro Nylon/Nylon Filter/Surfiltre nylon mod. 701 Filtro Nylon/Nylon Filter/Surfiltre nylon mod. 72/73 702/703	Optional FNLY1M50L FNLY3M





	<b>KV701IB</b>	<b>KV722IB</b>	<b>KV702IB</b>	<b>KV733IB</b>	<b>KV703IB</b>
Potenza/Power/Puissance	1200W - 1400W max	2x1100W - 1200W max	2x1200W - 1400W max	3x1100W - 1200W max	3x1200W - 1400W max
Voltaggio/Voltage/Tension	220-240V/50-60Hz	220-240V/50-60Hz	220-240V/50-60Hz	220-240V/50-60Hz	220-240V/50-60Hz
Motore/Motors/Moteurs	1xDouble Stage Bypass	2xDouble Stage Bypass	2xDouble Stage Bypass	3xDouble Stage Bypass	3xDouble Stage Bypass
Cavo elettrico/Power cable/Câble	10 mt	10 mt	10 mt	10 mt	10 mt
Depressione/Waterlift/Dépression	2200 mm H2O	2300 mm H2O	2400 mm H2O	2300 mm H2O	2400 mm H2O
Portata/Air flow/Débit d'air	180 m3/h	350 m3/h	450 m3/h	520 m3/h	650 m3/h
Capacità/Capacity/Capacité	70 Lt.	70 Lt.	70 Lt.	70 Lt.	70 Lt.
Fusto/Tank/Cuve	Inox	P Plastic / I Inox	P Plastic / I Inox	P Plastic / I Inox	P Plastic / I Inox
Peso/Weight/Poids	23 kg	24 kg	24 kg	25 kg	25 kg
Emissioni acustiche/Sound level/Niveau sonore	66 dB (A)	67 dB (A)	68 dB (A)	69 dB (A)	70 dB (A)
Dimensioni Imballo/Box Dimension/Dimensions	570 x 570 x 1010	570 x 570 x 1010	570 x 570 x 1010	570 x 570 x 1010	570 x 570 x 1010
Pezzi Bancale/Pieces pallet/Pièces palette	8	8	8	8	8
Dimensioni Bancale/Pallet/Palette	1200 x 1200 x h2200	1200 x 1200 x h2200	1200 x 1200 x h2200	1200 x 1200 x h2200	1200 x 1200 x h2200

Aspirapolvere e liquidi professionale con uno, due o tre motori bistadio fino ad una potenza di 3600W, con fusto in polipropilene o inox da 70lt di capacità con carrello basculante (B) per facilitare lo svuotamento è la manovrabilità.


Professional Wet Dry Vacuum Cleaner with one, two or three double stage motors till reaching 3600W power. Available with stainless steel or polypropylene 70 liters tank , provided with tipping trolley (B).

Aspirateur professionnelle eau et poussière . avec un, deux ou trois moteurs à deux étages jusqu'à une puissance de 3600W, avec une cuve en polypropylène ou inox d'une capacité de 70 litres et un chariot inclinable afin de faciliter le vidage de la cuve. (B)

### Accessori/Accessories/Accessoires Ø40

### Code

1	Flessibile Completo mt2,5/Complete Hose mt2,5/Complext flexible mt2,5	Standard	KTFC25M40D
2	Tubo Prolunga Cromato "S"/Chrome Suction Tube "S"/Canne double coude	Standard	ATPC2S40D
3	Lancia Piatta/Crevice Tool/Suceur Plat	Standard	ALP40D
4	Pennello/Round Brush/Brosse ronde	Standard	APN40D
5	Spazzola Pavimenti Polvere/Nozzle Hard Floor/Suceur poussière	Standard	ASP40D
6	Spazzola Pavimenti Liquidi/Nozzle Wet Floor/Suceur Eau	Standard	ASL40D
7	Cesta Porta Accessori/Accessory Basket/Panier porte accessoires	Optional	APDGR
8	Barra Aspirazione Liquidi/Squeegee Tool/Suceur fixe Eau	Optional	ABRFL40D
9	Barra Aspirazione Polvere/Squeegee Floor/Suceur poussière	Optional	ABRFP40D



### Filtri/Filters/Filtre Lt.70

### Code

A	Filtro Tela/Textile Filter/Tissu filtre mod. 701	Standard	KFILPM KFILPG
	Filtro Tela/Textile Filter/Tissu filtre mod. 72/73 702/703		
B	Filtro Antischiuma/Anti Foam Filter/Anti moussant filtre mod. 701	Standard	FASC1M FASC3M
	Filtro Antischiuma/Anti Foam Filter/Anti moussant filtre mod. 72/73 702/703		
C	Sacco Microfibra/Microfiber Bag/Sac microfibre	Optional	SACMF50/70L
D	Filtro Nylon/Nylon Filter/Surfiltre nylon mod. 701	Optional	FNLY1M50L FNLY3M
	Filtro Nylon/Nylon Filter/Surfiltre nylon mod. 72/73 702/703		



	KV15PL	KV20PL	KV25PL
Potenza/Power/Puissance	600W/700W-700W/900W	600W/700W-700W/900W	600W/700W-700W/900W
Voltaggio/Voltage/Tension	220-240V/50-60Hz	220-240V/50-60Hz	220-240V/50-60Hz
Motore/Motors/Moteurs	Thru flow A Klass	Thru flow A Klass	Thru flow A Klass
Cavo elettrico/Power cable/Câble	10 mt	10 mt	10 mt
Depressione/Waterlift/Dépression	1900 mm H2O	1900 mm H2O	1900 mm H2O
Portata/Air flow/Débit d'air	220 m3/h	220 m3/h	220 m3/h
Capacità/Capacity/Capacité	15 Lt.	22 Lt.	25 Lt.
Fusto/Tank/Cuve	Plastic	P Plastic / I Inox	Plastic
Peso/Weight/Poids	8 kg	10 kg	10 kg
Emissioni acustiche/Sound level/Niveau sonore	56 dB (A)	56 dB (A)	56 dB (A)
Dimensioni Imballo/Box Dimension/Dimensions	390 x 390 x 460	390 x 390 x 590	390 x 390 x 590
Pezzi Bancale/Pieces pallet/Pièces palette	30	22	22
Dimensioni Bancale/Pallet/Palette	800 x 1200 x h2400	800 x 1200 x h2400	800 x 1200 x h2400



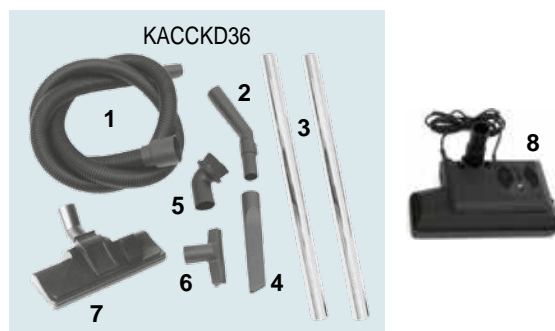
Aspirapolvere professionale 15/22lt, permette di pulire con una sorprendente silenziosità. Dotato di un commutatore che consente di lavorare a due diversi regimi: alta e bassa potenza. nonostante la bassa potenza elettrica assorbita, che gli garantiscono la classificazione di Classe Energetica A.

Professional Dry Vacuum Cleaner 15/22 lt, designed to guarantee extra comfort and versatility, has a two speed switch which allows to work High or Low power: on Low the motor works at lower noise level. Moreover, the low electrical power absorption attests the machine in A energy efficiency class.

Aspirateur professionnelle seulement poussière 15/ 22 Lt , avec un niveau sonore incroyable . L'aspirateur est doté d'un commutateur qui permet de travailler à deux différents régimes: haute et basse puissance. cependant la basse quantité d'énergie absorbée. Ces caractéristiques lui confèrent l'appartenance à la Classe Energetique A .

### Accessori/Accessories/Accessoires Ø36

		Code
1	Flessibile Completo mt2/Complete hose mt2/ Complet flexible mt2	Standard KTFC2M36D
2	Impugnatura/Handle/Poignée	Standard AIPRO36D
3	Tubo prolunga cromato 2x0,5mt/Chrome suction Tube 2x0,5mt Chrome canne télescopique 2x0,5mt	Standard ATPC36D
4	Lancia Piatta/Crevice tool/Suceur Plat	Standard ALP23S36D
5	Pennello/Round brush/Brosse ronde	Standard APN36D
6	Bocchetta/Little nozzle/Suceur	Standard AB23S36D
7	Spazzola Combinata Inox/Steel combi nozzle/Combiné suceur brosse	Standard ASCIR36D
8	Elettrospazzola/Power Brush/ brosse électrique	Optional AELS230V



### Filtri/Filters/Filtre Lt.20

		Code
A	Filtro Tela/Textile Filter/Tissu filtre	Standard KFILPB
B	Sacco Microfibra/Microfiber Bag/Sac microfiber	Standard SACMF20L
C	Filtro Cartuccia/Cartridge Filter/Cartouche	Optional FCPL1M
D	Filtro Nylon/Nylon Filter/Surfiltre nylon	Optional FNLY1M





	<b>KV15PAR</b>	<b>KV20PAR</b>	<b>KV20IAR</b>
Potenza/Power/Puissance	1050W - 1250W max	1050W - 1250W max	1050W - 1250W max
Voltaggio/Voltage/Tension	110V/400Hz	110V/400Hz	110V/400Hz
Motore/Motors/Moteurs	1xSingle Stage Bypass	1xSingle Stage Bypass	1xSingle Stage Bypass
Cavo elettrico/Power cable/Câble	20 mt - AVG14	20 mt - AVG14	20 mt - AVG14
Depressione/Waterlift/Dépression	2200 mm H2O	2200 mm H2O	2200 mm H2O
Portata/Air flow/Débit d'air	180 m3/h	180 m3/h	180 m3/h
Capacità/Capacity/Capacité	15 Lt.	22 Lt.	25 Lt.
Fusto/Tank/Cuve	Plastic	Plastic	Inox
Peso/Weight/Poids	8 kg	10 kg	10 kg
Emissioni acustiche/Sound level/Niveau sonore	64 dB (A)	64 dB (A)	64 dB (A)
Dimensioni Imballo/Box Dimension/Dimensions	390 x 390 x 460	390 x 390 x 590	390 x 390 x 590
Pezzi Bancale/Pieces pallet/Pièces palette	30	22	22
Dimensioni Bancale/Pallet/Palette	800 x 1200 x h2400	800 x 1200 x h2400	800 x 1200 x h2400



Aspirapolvere professionale 22 lt, utilizzato per la pulizia negli aerei 110V/400Hz.

Professional Dry Vacuum Cleaner 22lt, has been studied to meet with the technical necessities of airplane cleaning 110V/400Hz.

Aspirateur professionnelle seulement poussière 22 lt, nait pour être utilisé dans les avions 110V/400Hz.

<b>Accessori/Accessories/Accessoires Ø36</b>		<b>Code</b>	
1	Flessibile Completo mt2/Complete hose mt2/ Complet flexible mt2	Standard	KTFC2M36D
2	Impugnatura/Handle/Poignée	Standard	AIPRO36D
3	Tubo prolunga cromato 2x0,5mt/Chrome suction Tube 2x0,5mt Chrome canne télescopique 2x0,5mt	Standard	ATPC36D
4	Lancia Piatta/Crevice tool/Suceur Plat	Standard	ALP23S36D
5	Pennello/Round brush/Brosse ronde	Standard	APN36D
6	Bocchetta/Little nozzle/Suceur	Standard	AB23S36D
7	Spazzola Combinata Inox/Steel combi nozzle/Combiné suceur brosse	Standard	ASCIR36D



<b>Filtri/Filters/Filtre Lt.20</b>		<b>Code</b>	
A	Filtro Tela/Textile Filter/Tissu filtre	Standard	KFILPB
B	Sacco Microfibra/Microfiber Bag/Sac microfiber	Standard	SACMF20L
C	Filtro Cartuccia/Cartridge Filter/Cartouche	Optional	FCPL1M
D	Filtro Nylon/Nylon Filter/Surfiltre nylon	Optional	FNL1M





	<b>KV15PS</b>	<b>KV20PS</b>	<b>KV20IS</b>
Potenza/Power/Puissance	600W/700W-700W/900W	600W/700W-700W/900W	600W/700W-700W/900W
Voltaggio/Voltage/Tension	220-240V/50-60Hz	220-240V/50-60Hz	220-240V/50-60Hz
Motore/Motors/Moteurs	Thru flow A Klass	Thru flow A Klass	Thru flow A Klass
Cavo elettrico/Power cable/Câble	10 mt	10 mt	10 mt
Depressione/Waterlift/Dépression	1900 mm H2O	1900 mm H2O	1900 mm H2O
Portata/Air flow/Débit d'air	220 m3/h	220 m3/h	220 m3/h
Capacità/Capacity/Capacité	15 Lt.	22 Lt.	25 Lt.
Fusto/Tank/Cuve	Plastic	P Plastic / I Inox	Plastic
Peso/Weight/Poids	8 kg	10 kg	10 kg
Emissioni acustiche/Sound level/Niveau sonore	56 dB (A)	56 dB (A)	56 dB (A)
Dimensioni Imballo/Box Dimension/Dimensions	390 x 390 x 460	390 x 390 x 590	390 x 390 x 590
Pezzi Bancale/Pieces pallet/Pièces palette	30	22	22
Dimensioni Bancale/Pallet/Palette	800 x 1200 x h2400	800 x 1200 x h2400	800 x 1200 x h2400



Aspirapolvere professionale 22lt, per camere bianche con filtrazione massima fino a 0,29 µm. Ideale per l'uso in ospedali, laboratori chimici/elettronici e in tutti i luoghi che necessitano di essere totalmente privi di contaminazione.  
 Professional Dry Vacuum Cleaner 22lt, for white rooms with maximum filtration up to 0,29 µm. It is suitable to be used in hospitals, food industries, electronic/chemistry laboratories and all those places in which no contamination is required.  
 Aspirateur professionnelle seulement poussière 22 Lt, pour salles blanches avec filtration maximale jusqu'à 0.29 µm. Produit idéal pour le nettoyage dans les hôpitaux, laboratoires chimiques ou électroniques et dans tous les lieux qui doivent rester totalement privés de contamination.

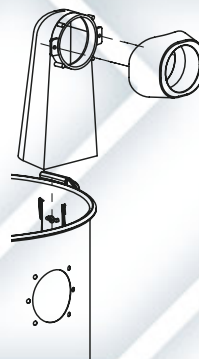
### Accessori/Accessories/Accessoires Ø36

		Code
1	Flessibile Completo mt2/Complete hose mt2/ Complet flexible mt2	Standard KTFC2M36D
2	Impugnatura/Handle/Poignée	Standard AIPRO36D
3	Tubo prolunga cromato 2x0,5mt/Chrome suction Tube 2x0,5mt Chrome canne télescopique 2x0,5mt	Standard ATPC36D
4	Lancia Piatta/Crevice tool/Suceur Plat	Standard ALP23S36D
5	Pennello/Round brush/Brosse ronde	Standard APN36D
6	Bocchetta/Little nozzle/Suceur	Standard AB23S36D
7	Spazzola Combinata Inox/Steel combi nozzle/Combiné suceur brosse	Standard ASCIR36D

### Filtri/Filters/Filtre Lt.20

		Code
A	Filtro Tela/Textile Filter/Tissu filtre	Standard KFILPPC
B	Sacco Microfibra/Microfiber Bag/Sac microfiber	Standard SACMF20L
C	Filtro Cartuccia/Cartridge Filter/Cartouche	Standard FCPL1M
D	Filtro Nylon/Nylon Filter/Surfiltre nylon	Optional FNLY1M





Water System Filter

### KV20F

Potenza/Power/Puissance	1100W - 1200W max
Voltaggio/Voltage/Tension	220-240V/50-60Hz
Motore/Motors/Moteurs	1xDouble Stage Bypass
Cavo elettrico/Power cable/Câble	10 mt
Depressione/Waterlift/Dépression	2200 mm H2O
Portata/Air flow/Débit d'air	220 m3/h
Capacità/Capacity/Capacité	22 Lt.
Fusto/Tank/Cuve	Plastic
Peso/Weight/Poids	10 kg
Emissioni acustiche/Sound level/Niveau sonore	64 dB (A)
Dimensioni Imballo/Box Dimension/Dimensions	390 x 390 x 590
Pezzi Bancale/Pieces pallet/Pièces palette	22
Dimensioni Bancale/Pallet/Palette	800 x 1200 x h2400



Aspirapolvere e liquidi professionale 22 Lt , con filtro ad acqua (3 Lt di H2O) trattiene fino al 99% delle polveri contenute nell'aria. Antiacaro e umidificatore.  
 Professional Wet Dry Vacuum 22 Lt, with water filter (3lt of H2O) , that allow to retain dust of air up to 99%. Anti-acarus, humidifier.  
 Aspirateur professionnelle eau et poussière 22 Lt , avec filtre à eau (3lt de H2O), qui permettent de retenir les poussières de l'air jusqu'à 99 %. Anti- acarien, humidificateur.

### Accessori/Accessories/Accessoires Ø36

			Code
1	Flessibile Completo mt2/Complete hose mt2/ Complet flexible mt2	Standard	KTFC2M36D
2	Impugnatura/Handle/Poignée	Standard	AIPRO36D
3	Tubo prolunga cromato 2x0,5mt/Chrome suction Tube 2x0,5mt Chrome canne télescopique 2x0,5mt	Standard	ATPC36D
4	Lancia Piatta/Crevice tool/Suceur Plat	Standard	ALP23S36D
5	Pennello/Round brush/Brosse ronde	Standard	APN36D
6	Bocchetta/Little nozzle/Suceur	Standard	AB23S36D
7	Corpo Spazzola / Nozzle Body / Suceur	Standard	ACS300L
8	Inserto Liquidi/Wet Tool/ Insérer eau	Standard	AIL300L
9	Inserto Pavimenti/Hard Floor Tool/ Insérer poussière	Standard	AIP300L
10	Spazzola Combinata Inox/Steel combi nozzle/Combiné suceur brosse	Optional	ASCIR36D

### KACCK36



### Filtri/Filters/Filtre

			Code
A	Filtro Cartuccia/Cartridge Filter/Cartouche	Standard	FCPL1M





	KV72PPM	KV72IPM
Potenza/Power/Puissance	2x1100W - 1200W max	2x1100W - 1200W max
Voltaggio/Voltage/Tension	220-240V/50-60Hz	220-240V/50-60Hz
Motore/Motors/Moteurs	2xDouble Stage Bypass	2xDouble Stage Bypass
Cavo elettrico/Power cable/Câble	10 mt	10 mt
Depressione/Waterlift/Dépression	2300 mm H2O	2300 mm H2O
Portata/Air flow/Débit d'air	350 m3/h	350 m3/h
Capacità/Capacity/Capacité	70 Lt.	70 Lt.
Fusto/Tank/Cuve	Plastic	Inox
Peso/Weight/Poids	27 kg	27 kg
Emissioni acustiche/Sound level/Niveau sonore	67 dB (A)	67 dB (A)
Dimensioni Imballo/Box Dimension/Dimensions	570 x 570 x 1010	570 x 570 x 1010
Pezzi Bancale/Pieces pallet/Pièces palette	8	8
Dimensioni Bancale/Pallet/Palette	1200 x 1200 x h2200	1200 x 1200 x h2200



Aspiraliquidi professionale, con due motori bistadio ed una pompa immersa integrata all'interno del fusto da 70lt. Creato per esigenze di aspirazione di liquidi su grandi superfici ed espulsione a distanza. Ideale per risolvere pulizie di cantine, cisterne e problemi di allagamenti in genere. Pompa Evacuazione: portata acqua l/min max 220 - Potenza massima 300W – Prevalenza max.7 m (portata 20l/min)

Professional Wet Vacuum provided with two double stage motors and a fully integrated submersible pump inside a 70 liters tank. Studied for the liquids suction and the ejection at the distance this model is fit for cellar cleaning, cistern and drainage of any kind of flooding. Discharging pump: Water flow l/min max 220 – Max Power 300W – Lift performance max 7m (flow 20l/min).

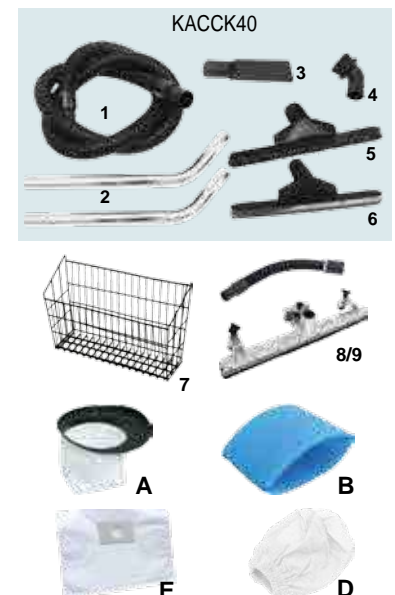
Aspirateur professionnelle liquides avec deux moteurs à deux étages et une pompe immergée intégrée à l'intérieur de la cuve de 70 litres. crée pour les exigences d'aspiration des liquides sur grandes surfaces et expulsion à distance. Idéal pour le nettoyage des caves, des citernes et pour les problèmes des inondations en général. Pompe Déchargement: Débit d'eau l/min max 220 - Puissance 300W - performances max 7m (Débit 20l/min).

### Accessori/Accessories/Accessoires Ø40

		Code
1	Flessibile Completo mt2,5/Complete Hose mt2,5/Complet flexible mt2,5	Standard KTFC25M40D
2	Tubo Prolunga Cromato "S"/Chrome Suction Tube "S"/Canne double coude	Standard ATPC2S40D
3	Lancia Piatta/Crevice Tool/Suceur Plat	Standard ALP40D
4	Pennello/Round Brush/Brosse ronde	Standard APN40D
5	Spazzola Pavimenti Polvere/Nozzle Hard Floor/Suceur poussière	Standard ASP40D
6	Spazzola Pavimenti Liquidi/Nozzle Wet Floor/Suceur Eau	Standard ASL40D
7	Cesta Porta Accessori/Accessory Basket/Panier porte accessoires	Optional APDGR
8	Barra Aspirazione Liquidi/Squeegee Tool/Suceur fixe Eau	Optional ABRFL40D
9	Barra Aspirazione Polvere/Squeegee Floor/Suceur poussière	Optional ABRFP40D

### Filtri/Filters/Filtre Lt.70

		Code
A	Filtro Tela/Textile Filter/Tissu filtre	Standard KFILPG
B	Filtro Antischiuma/Anti Foam Filter/Anti moussant filtre	Standard FASC3M
C	Sacco Microfibra/Microfiber Bag/Sac microfiber	Optional SACMF50/70L
D	Filtro Nylon/Nylon Filter/Surfiltre nylon	Optional FNLY3M





	<b>KV702V</b>	<b>KV703V</b>
Potenza/Power/Puissance	2x1200W - 1400W max	3x1200W - 1400W max
Voltaggio/Voltage/Tension	220-240V/50-60Hz	220-240V/50-60Hz
Motore/Motors/Moteurs	2xDouble Stage Bypass	3xDouble Stage Bypass
Cavo elettrico/Power cable/Câble	10 mt	10 mt
Depressione/Waterlift/Dépression	2400 mm H2O	2400 mm H2O
Portata/Air flow/Débit d'air	450 m3/h	650 m3/h
Capacità/Capacity/Capacité	70 Lt.	70 Lt.
Fusto/Tank/Cuve	Inox	Inox
Peso/Weight/Poids	28 kg	29 kg
Emissioni acustiche/Sound level/Niveau sonore	68 dB (A)	70 dB (A)
Dimensioni Imballo/Box Dimension/Dimensions	570 x 570 x 1010	570 x 570 x 1010
Pezzi Bancale/Pieces pallet/Pièces palette	8	8
Dimensioni Bancala/Pallet/Palette	1200 x 1200 x h2200	1200 x 1200 x h2200



Aspirapolvere e liquidi industriale 70 lt, con due o tre motori bistadio. Adatto all'aspirazione di trucioli di metallo, residui di legno e vetro, oli/ lubrificanti e scarti della produzione meccanica. Il filtro di aspirazione, è protetto dall'urto diretto dei materiali per mezzo di una barriera metallica che favorisce l'effetto ciclone.

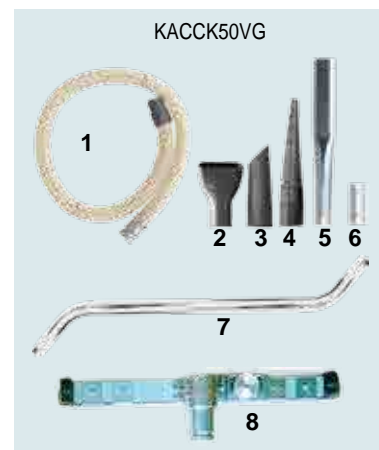
Professional Wet Dry Vacuum 70 lt, with two or three double stage motors. Allows a comfortable suction of metal swarfs, wood tailings, debris, pieces of glass, lubricating oil and waste deriving from mechanical manufacturing, is protected by a metal cone against direct impact of all kinds of debris creating the so called cyclone effect.

Aspirateur professionnelle eau et poussière avec, deux ou trois moteurs à deux étages. pour l'aspiration de matériaux comme copeaux de métal, résidus de bois ou verre, huiles lubrifiants et tout ce qui dérive de la production mécanique, est protégé de la collision directe avec les matériaux grâce à une barrière qui favorise l'effet cyclone.

<b>Accessori/Accessories/Accessoires Ø50</b>		<b>Code</b>	
1	Tubo flessibile antistatico mt2,5/Antistatic complete hose mt2,5/Antistatique complet flexible mt2,5	Standard	KTFCFA25M50D
2	Lancia Piatta antistatica/Antistatic crevice tool/Antistatique plat suceur	Standard	ALPA50D
3	Lancia conica antistatica/Antistatic conic tool/Antistatique conique suceur	Standard	ALCA50D
4	Lancia per fessure antistatica/Antistatic Conic Crevice Tool	Standard	ALFA50D
5	Lancia piatta zincata/Plated Crevice Tool/Zinguè plat suceur	Standard	ALPZ50D
6	Raccordo per accessori zincato/Plated Coupling/Zinguè suceur réducteur	Standard	ARZA50D
7	Tubo Prolunga Cromato "S"/Chrome Suction Tube "S"/Canne coude	Optional	ATPCS50D
8	Spazzola pavimenti/Steel Nozzle/Étage suceur	Optional	ASP450L50D
9	Accessorio ciclone/Cyclon/Cyclone	Standard	ACY040
10	Distanziale/Spacer/Entretoise	Optional	VIGSE040
11	Cesta Porta Accessori/Accessory Basket/ Panier porte accessoires	Optional	APDGR



<b>Filtri/Filters/Filtre</b>		<b>Code</b>	
A	Filtro Cartuccia/Cartridge Filter/Cartouche	Standard	FCEPM3M







	<b>KV30BK</b>	<b>KV500BK</b>	<b>KV72BK</b>
Potenza/Power/Puissance	1100W - 1200W max	1200W - 1400W max	2x1100W - 1200W max
Voltaggio/Voltage/Tension	220-240V/50-60Hz	220-240V/50-60Hz	220-240V/50-60Hz
Motore/Motors/Moteurs	1xDouble Stage Bypass	1xDouble Stage Bypass	2xDouble Stage Bypass
Cavo elettrico/Power cable/Câble	10 mt	10 mt	10 mt
Depressione/Waterlift/Dépression	2200 mm H2O	2400 mm H2O	2300 mm H2O
Portata/Air flow/Débit d'air	220 m3/h	220 m3/h	350 m3/h
Capacità/Capacity/Capacité	34 Lt.	55 Lt.	70 Lt.
Fusto/Tank/Cuve	Inox	Inox	Inox
Peso/Weight/Poids	12 kg	16 kg	23kg
Emissioni acustiche/Sound level/Niveau sonore	64 dB (A)	65 dB (A)	67 dB (A)
Dimensioni Imballo/Box Dimension/Dimensions	390 x 390 x 720	570 x 570 x 1010	570 x 570 x 1010
Pezzi Bancale/Pieces pallet/Pièces palette	18	8	8
Dimensioni Bancale/Pallet/Palette	800 x 1200 x h2400	1200 x 1200 x h2200	1200 x 1200 x h2200



Aspirapolvere professionale con motore bistadio, studiato per l'aspirazione dei residui lasciati dagli alimenti nei forni elettrici. Il set forno opzionale, il filtro con tessuto per le alte temperature, consentono l'introduzione nei forni accessi per alcuni istanti. Non idonei all'aspirazione di braci ardenti.

Professional Dry Vacuum Cleaner with double stage motors, studied for suction of residues left by food on electric ovens. The optional oven set along with the filter for high temperatures, allow the use the machines in the oven on (only for some seconds). Not suitable for suction of burning embers.

Aspirateur professionnelle seulement poussière avec moteurs à deux étages, étudiés pour l'aspiration des résidus des aliments des les fours. Le set four optionnel, le filtre en tissu pour hautes températures permettent l'introduction de l'aspirateur dans les fours pour quelques instants. Pas approprié pour l'aspiration des cendres brûlantes.

### Accessori/Accessories/Accessoires

### Code

1	Tubo flessibile acciaio/Steel hose/acier flexible	Standard	KTFMT25M40DBK
2	Spazzola teflon/Teflon nozzle/Teflon suceur	Standard	AST40D
3	Prolunga alluminio con protezione/Aluminium suction tube with protection/ Aluminium tube rallonge avec protection	Standard	KPAP3M40DBK

### Filtri/Filters/Filtre

### Code

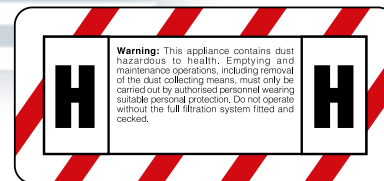
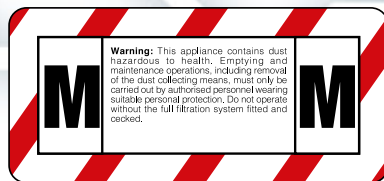
A	Filtro tela alta temperatura 30Lt. Textile filter high temperatures 30Lt. Tissu filtre haute température 30Lt.	Standard	KFILPPI
B	Filtro tela alta temperatura 50Lt. Textile filter high temperatures 50Lt. Tissu filtre haute température 50Lt.	Standard	KFILPMI
C	Filtro tela alta temperatura 70Lt. Textile filter high temperatures 70Lt. Tissu filtre haute température 70Lt.	Standard	KFILPGI



Aspirapolvere professionale con motore bistadio. Ideale per l'utilizzo nella raccolta di residui di lavorazione in concomitanza ad un utensile elettrico o pneumatico; di facile utilizzo e praticità grazie ad un dispositivo elettronico che avvia automaticamente l'aspirapolvere.

Professional Dry Vacuum Cleaner with double stage motors , This model has been studied to be used together with an electric or pneumatic tool for the professional suction of tailings. Practical and easy to use thanks to the simple use of a device which automatically switch the vacuum cleaner on when the tool is on.

Aspirateur professionnelle seulement poussière avec moteurs à deux étages, Apté à l'utilisation professionnelle dans la collecte des résidus de traitement en association avec un outil électrique ou pneumatique; facile à utiliser et pratique grâce à un dispositif électronique qui démarre automatiquement l'aspirateur.



Aspirapolvere professionale con motore bistadio. Adatto all'aspirazione di polveri pericolose con valori  $MAK \geq 0,09mg/m^3$  (categoria polvere M). è di tutte le piccole particelle di polvere incluse, quelle cancerogene e patogene (categoria polvere H).

Professional Dry Vacuum Cleaner with double stage motors, This model is suitable to pick up dry sawdust and hazardous dusts with maximum room concentration values  $MAK 0,09mg/m^3$  (dust class M) and also to pick up all small particle dusts including carcinogens and pathogens (dust class H).

Aspirateur professionnelle seulement poussière avec moteurs à deux étages, Apté à l'aspiration de poussières sèches, poussières de bois et en général de poussières dangereuses avec valeurs  $MAC \geq 0,09mg/m^3$  (catégorie poussière M). Apté à l'aspiration des particules de poussière, aussi les particules cancérigènes et pathogènes (catégorie poussière H).





	<b>KV20PTE</b>	<b>KV25PTE</b>	<b>KV20ITE</b>
	<b>KV20PTEA</b>	<b>KV25PTEA</b>	<b>KV20ITEA</b>
Potenza/Power/Puissance	1100W - 1200W max	1100W - 1200W max	1100W - 1200W max
Potenza utensile/Tool power/Outil puissance	2000W max	2000W max	2000W max
Voltaggio/Voltage/Tension	220-240V/50-60Hz	220-240V/50-60Hz	220-240V/50-60Hz
Motore/Motors/Moteurs	1xDouble Stage Bypass	1xDouble Stage Bypass	1xDouble Stage Bypass
Cavo elettrico/Power cable/Câble	10 mt	10 mt	10 mt
Depressione/Waterlift/Dépression	2200 mm H2O	2200 mm H2O	2200 mm H2O
Portata/Air flow/Débit d'air	180 m3/h	180 m3/h	180 m3/h
Capacità/Capacity/Capacité	22 Lt.	25 Lt.	22 Lt.
Fusto/Tank/Cuve	Plastic	Plastic	Inox
Peso/Weight/Poids	10 kg	10 kg	10 kg
Emissioni acustiche/Sound level/Niveau sonore	64 dB (A)	64 dB (A)	64 dB (A)
Dimensioni Imballo/Box Dimension/Dimensions	390 x 390 x 590	390 x 390 x 590	390 x 390 x 590
Pezzi Bancale/Pieces pallet/Pièces palette	22	22	22
Dimensioni Bancale/Pallet/Palette	800 x 1200 x h2400	800 x 1200 x h2400	800 x 1200 x h2400



KACCK36

<b>Accessori/Accessories/Accessoires Ø36</b>		<b>Code</b>	
1	Flessibile Completo mt2/Complete hose mt2/ Complet flexible mt2	Optional	KTFC2M36D
2	Impugnatura/Handle/Poignée	Optional	AIPRO36D
3	Tubo prolunga cromato 2x0,5mt/Chrome suction Tube 2x0,5mt Chrome canne télescopique 2x0,5mt	Optional	ATPC36D
4	Lancia Piatta/Crevice tool/Suceur Plat	Optional	ALP23S36D
5	Pennello/Round brush/Brosse ronde	Optional	APN36D
6	Bocchetta/Little nozzle/Suceur	Optional	AB23S36D
7	Corpo Spazzola / Nozzle Body / Suceur	Optional	ACS300L
8	Inserto Liquidi/Wet Tool/ Insérer eau	Optional	AIL300L
9	Inserto Pavimenti/Hard Floor Tool/ Insérer poussière	Optional	AIP300L
10	Spazzola Combinata Inox/Steel combi nozzle/Combiné suceur brosse	Optional	ASCIR36D
11	Tubo flex Ø29 mt3,3/Flexible Hose Ø29 mt3,3/ Flexible tube Ø29 mt3,3 KV20PTE Tubo flex Ø29 mt3,3/Flexible Hose Ø29 mt3,3/ Flexible tube Ø29 mt3,3 KV20ITE	Standard	KTPC33M25DUE
12	Tubo flex Ø29 mt3,3 completo di tubo pneumatico/Pneumatic Flexible Hose Ø29 mt3,3/ Pneumatique flexible tube Ø29 mt3,3 KV20PTEA Tubo flex Ø29 mt3,3 completo di tubo pneumatico/Pneumatic Flexible Hose Ø29 mt3,3/ Pneumatique flexible tube Ø29 mt3,3 KV20ITEA	Standard	KTPC33M25DUA



<b>Filtri/Filters/Filtre Lt.20</b>		<b>Code</b>	
A	Filtro Tela/Textile Filter/Tissu filtre	Standard	KFILPP
B	Filtro Antischiuma/Anti Foam Filter/Anti moussant filtre	Optional	FASC1M
C	Filtro Cartuccia/Cartridge Filter/Cartouche	Optional	FCPL1M
D	Filtro Nylon/Nylon Filter/Surfiltre nylon	Standard	FNLY1M
E	Sacco Microfibra/Microfiber Bag/Sac microfiber	Optional	SACMF20L





	<b>KV30PTE</b> <b>KV30ITE</b>	<b>KV30PTEA</b> <b>KV30ITEA</b>
Potenza/Power/Puissance	1100W - 1200W max	1100W - 1200W max
Potenza utensile/Tool power/Outil puissance	2000W max	2000W max
Voltaggio/Voltage/Tension	220-240V/50-60Hz	220-240V/50-60Hz
Motore/Motors/Moteurs	1xDouble Stage Bypass	1xDouble Stage Bypass
Cavo elettrico/Power cable/Câble	10 mt	10 mt
Depressione/Waterlift/Dépression	2200 mm H2O	2200 mm H2O
Portata/Air flow/Débit d'air	180 m3/h	180 m3/h
Capacità/Capacity/Capacité	34 Lt.	34 Lt.
Fusto/Tank/Cuve	P Plastic / I Inox	P Plastic / I Inox
Peso/Weight/Poids	12 kg	12 kg
Emissioni acustiche/Sound level/Niveau sonore	64 dB (A)	64 dB (A)
Dimensioni Imballo/Box Dimension/Dimensions	390 x 390 x 720	390 x 390 x 720
Pezzi Bancale/Pieces pallet/Pièces palette	18	18
Dimensioni Bancale/Pallet/Palette	800 x 1200 x h2300	800 x 1200 x h2300



<b>Accessori/Accessories/Accessoires Ø36</b>		<b>Code</b>	
1	Flessibile Completo mt2/Complete hose mt2/ Complet flexible mt2	Optional	KTFC2M36D
2	Impugnatura/Handle/Poignée	Optional	AIPRO36D
3	Tubo prolunga cromato 2x0,5mt/Chrome suction Tube 2x0,5mt Chrome canne télescopique 2x0,5mt	Optional	ATPC36D
4	Lancia Piatta/Crevice tool/Suceur Plat	Optional	ALP23S36D
5	Pennello/Round brush/Brosse ronde	Optional	APN36D
6	Bocchetta/Little nozzle/Suceur	Optional	AB23S36D
7	Corpo Spazzola / Nozzle Body / Suceur	Optional	ACS300L
8	Inserto Liquidi/Wet Tool/ Insérer eau	Optional	AIL300L
9	Inserto Pavimenti/Hard Floor Tool/ Insérer poussière	Optional	AIP300L
10	Spazzola Combinata Inox/Steel combi nozzle/Combiné suceur brosse	Optional	ASCIR36D
11	Tubo flex Ø29 mt3,3/Flexible Hose Ø29 mt3,3/ Flexible tube Ø29 mt3,3 KV30PTE Tubo flex Ø29 mt3,3/Flexible Hose Ø29 mt3,3/ Flexible tube Ø29 mt3,3 KV30ITE	Standard	KTPC33M25DUE
12	Tubo flex Ø29 mt3,3 completo di tubo pneumatico/Pneumatic Flexible Hose Ø29 mt3,3/ Pneumatique flexible tube Ø29 mt3,3 KV30PTEA Tubo flex Ø29 mt3,3 completo di tubo pneumatico/Pneumatic Flexible Hose Ø29 mt3,3/ Pneumatique flexible tube Ø29 mt3,3 KV30ITEA	Standard	KTPC33M25DUA



<b>Filtri/Filters/Filtre Lt.30</b>		<b>Code</b>	
A	Filtro Tela/Textile Filter/Tissu filtre	Standard	KFILPP
B	Filtro Antischiuma/Anti Foam Filter/Anti moussant filtre	Optional	FASC1M
C	Filtro Cartuccia/Cartridge Filter/Cartouche	Optional	FCPL1M
D	Filtro Nylon/Nylon Filter/Surfiltre nylon	Standard	FNLY1M
E	Sacco Microfibra/Microfiber Bag/Sac microfiber	Optional	SACMF20L





	<b>KV50ITE</b>	<b>KV50ITEA</b>
Potenza/Power/Puissance	1100W - 1200W max	1100W - 1200W max
Potenza utensile/Tool power/Outil puissance	2000W max	2000W max
Voltaggio/Voltage/Tension	220-240V/50-60Hz	220-240V/50-60Hz
Motore/Motors/Moteurs	1xDouble Stage Bypass	1xDouble Stage Bypass
Cavo elettrico/Power cable/Câble	10 mt	10 mt
Depressione/Waterlift/Dépression	2200 mm H2O	2200 mm H2O
Portata/Air flow/Débit d'air	180 m3/h	180 m3/h
Capacità/Capacity/Capacité	55 Lt.	55 Lt.
Fusto/Tank/Cuve	Inox	Inox
Peso/Weight/Poids	16 kg	16 kg
Emissioni acustiche/Sound level/Niveau sonore	65 dB (A)	65 dB (A)
Dimensioni Imballo/Box Dimension/Dimensions	570 x 570 x 1010	570 x 570 x 1010
Pezzi Bancale/Pieces pallet/Pièces palette	8	8
Dimensioni Bancale/Pallet/Palette	1200 x 1200 x h2200	1200 x 1200 x h2200



### Accessori/Accessories/Accessoires Ø36

			<b>Code</b>
<b>1</b>	Flessibile Completo mt2,5/Complete Hose mt2,5/Complet flexible mt2,5	Optional	KTFC25M40D
<b>2</b>	Tubo Prolunga Cromato "S"/Chrome Suction Tube "S"/Canne coude	Optional	ATPC2S40D
<b>3</b>	Lancia Piatta/Crevice Tool/Suceur Plat	Optional	ALP40D
<b>4</b>	Pennello/Round Brush/Brosse ronde	Optional	APN40D
<b>5</b>	Spazzola Pavimenti Polvere/Nozzle Hard Floor /Suceur poussière	Optional	ASP40D
<b>6</b>	Spazzola Pavimenti Liquidi/Nozzle Wet Floor/Suceur Eau	Optional	ASL40D
<b>7</b>	Tubo flex Ø29 mt3,3/Flexible Hose Ø29 mt3,3/ Flexible tube Ø29 mt3,3 KV50TE	Standard	KTPC33M25DUE
<b>8</b>	Tubo flex Ø29 mt3,3 completo di tubo pneumatico/Pneumatic Flexible Hose Ø29 mt3,3/ Pneumatique flexible tube Ø29 mt3,3 KV50TEA	Standard	KTPC33M25DUA

### Filtri/Filters/Filtre Lt.50

			<b>Code</b>
<b>A</b>	Filtro Tela/Textile Filter/Tissu filtre	Standard	KFILPM
<b>B</b>	Filtro Antischiuma/Anti Foam Filter/Anti moussant filtre	Optional	FASC1M
<b>C</b>	Filtro Cartuccia/Cartridge Filter/Cartouche	Optional	FCPL1M
<b>D</b>	Filtro Nylon/Nylon Filter/Surfiltre nylon	Standard	FNLY1M50L
<b>E</b>	Sacco Microfibra/Microfiber Bag/Sac microfiber	Optional	SACMF50/70L

### KACCK40





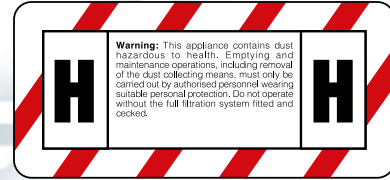
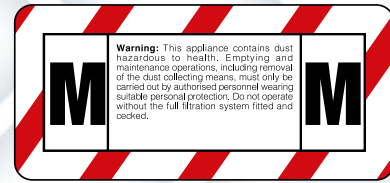
	<b>KV72PTE</b> <b>KV72ITE</b>	<b>KV72PTEA</b> <b>KV72ITEA</b>
Potenza/Power/Puissance	2x1100W - 1200W max	2x1100W - 1200W max
Potenza utensile/Tool power/Outil puissance	1500W max	1500W max
Voltaggio/Voltage/Tension	220-240V/50-60Hz	220-240V/50-60Hz
Motore/Motors/Moteurs	2xDouble Stage Bypass	2xDouble Stage Bypass
Cavo elettrico/Power cable/Câble	10 mt	10 mt
Depressione/Waterlift/Dépression	2300 mm H2O	2300 mm H2O
Portata/Air flow/Débit d'air	350 m3/h	350 m3/h
Capacità/Capacity/Capacité	70 Lt.	70 Lt.
Fusto/Tank/Cuve	P Plastic / I Inox	P Plastic / I Inox
Peso/Weight/Poids	22 kg	22 kg
Emissioni acustiche/Sound level/Niveau sonore	67 dB (A)	67 dB (A)
Dimensioni Imballo/Box Dimension/Dimensions	570 x 570 x 1010	570 x 570 x 1010
Pezzi Bancale/Pieces pallet/Pièces palette	8	8
Dimensioni Bancale/Pallet/Palette	1200 x 1200 x h2200	1200 x 1200 x h2200

<b>Accessori/Accessories/Accessoires Ø40</b>			<b>Code</b>
1	Flessibile Completo mt2,5/Complete Hose mt2,5/Complet flexible mt2,5	Optional	KTFC25M40D
2	Tubo Prolunga Cromato "S"/Chrome Suction Tube "S"/Canne coude	Optional	ATPC2S40D
3	Lancia Piatta/Crevice Tool/Suceur Plat	Optional	ALP40D
4	Pennello/Round Brush/Brosse ronde	Optional	APN40D
5	Spazzola Pavimenti Polvere/Nozzle Hard Floor /Suceur poussière	Optional	ASP40D
6	Spazzola Pavimenti Liquidi/Nozzle Wet Floor/Suceur Eau	Optional	ASL40D
7	Tubo flex Ø29 mt3,3/Flexible Hose Ø29 mt3,3/ Flexible tube Ø29 mt3,3 KV72PTE Tubo flex Ø29 mt3,3/Flexible Hose Ø29 mt3,3/ Flexible tube Ø29 mt3,3 KV72ITE	Standard	KTPC33M25DUE
8	Tubo flex Ø29 mt3,3 completo di tubo pneumatico/Pneumatic Flexible Hose Ø29 mt3,3/ Pneumatique flexible tube Ø29 mt3,3 KV72PTEA Tubo flex Ø29 mt3,3 completo di tubo pneumatico/Pneumatic Flexible Hose Ø29 mt3,3/ Pneumatique flexible tube Ø29 mt3,3 KV72ITEA	Standard	KTPC33M25DUA
9	Raccordo "Y"/Coupling "Y"/ Raccord Y	Optional	ARACCY

<b>Filtri/Filters/Filtre Lt.70</b>			<b>Code</b>
A	Filtro Tela/Textile Filter/Tissu filtre	Standard	KFILPG
B	Filtro Antischiuma/Anti Foam Filter/Anti moussant filtre	Optional	FASC3M
C	Sacco Microfibra/Microfiber Bag/Sac microfibre	Optional	SACMF50/70L
D	Filtro Nylon/Nylon Filter/Surfiltre nylon	Standard	FNLY3M

KACCK40





	<b>KV30PECM</b>	<b>KV30PECH</b>	<b>KV30PEACM</b>	<b>KV30PEACH</b>
	<b>KV30IECM</b>	<b>KV30IECH</b>	<b>KV30IEACM</b>	<b>KV30IEACH</b>
Potenza/Power/Puissance	1100W - 1200W max	1100W - 1200W max	1100W - 1200W max	1100W - 1200W max
Potenza utensile/Tool power/Outil puissance	2000W max	2000W max	2000W max	2000W max
Voltaggio/Voltage/Tension	220-240V/50-60Hz	220-240V/50-60Hz	220-240V/50-60Hz	220-240V/50-60Hz
Motore/Motors/Moteurs	1xDouble Stage Bypass	1xDouble Stage Bypass	1xDouble Stage Bypass	1xDouble Stage Bypass
Cavo elettrico/Power cable/Câble	10 mt	10 mt	10 mt	10 mt
Depressione/Waterlift/Dépression	2200 mm H2O	2200 mm H2O	2200 mm H2O	2200 mm H2O
Portata/Air flow/Débit d'air	180 m3/h	180 m3/h	180 m3/h	180 m3/h
Capacità/Capacity/Capacité	34 Lt.	34 Lt.	34 Lt.	34 Lt.
Fusto/Tank/Cuve	P Plastic / I Inox	P Plastic / I Inox	P Plastic / I Inox	P Plastic / I Inox
Peso/Weight/Poids	12 kg	12 kg	12 kg	12 kg
Emissioni acustiche/Sound level/Niveau sonore	64 dB (A)	64 dB (A)	64 dB (A)	64 dB (A)
Dimensioni Imballo/Box Dimension/Dimensions	390 x 390 x 720	390 x 390 x 720	390 x 390 x 720	390 x 390 x 720
Pezzi Bancale/Pieces pallet/Pièces palette	18	18	18	18
Dimensioni Bancale/Pallet/Palette	800 x 1200 x h2300	800 x 1200 x h2300	800 x 1200 x h2300	800 x 1200 x h2300

### Accessori/Accessories/Accessoires Ø36

		Code
1	Flessibile Completo mt2/Complete hose mt2/ Complet flexible mt2	KTFC2M36D
2	Impugnatura/Handle/Poignée	AIPRO36D
3	Tubo prolunga cromato 2x0,5mt/Chrome suction Tube 2x0,5mt Chrome canne télescopique 2x0,5mt	ATPC36D
4	Lancia Piatta/Crevice tool/Suceur Plat	ALP23S36D
5	Pennello/Round brush/Brosse ronde	APN36D
6	Bocchetta/Little nozzle/Suceur	AB23S36D
7	Corpo Spazzola / Nozzle Body / Suceur	ACS300L
8	Insero Liquidi/Wet Tool/ Insérer eau	AIL300L
9	Insero Pavimenti/Hard Floor Tool/ Insérer poussière	AIP300L
10	Spazzola Combinata Inox/Steel combi nozzle/Combiné suceur brosse	ASCIR36D
11	Tubo flex Ø29 mt3,3/Flexible Hose Ø29 mt3,3/ Flexible tube Ø29 mt3,3 KV30PTE Tubo flex Ø29 mt3,3/Flexible Hose Ø29 mt3,3/ Flexible tube Ø29 mt3,3 KV30ITE	Standard KTPC33M25DUE
12	Tubo flex Ø29 mt3,3 completo di tubo pneumatico/Pneumatic Flexible Hose Ø29 mt3,3/ Pneumatique flexible tube Ø29 mt3,3 KV30PTEA Tubo flex Ø29 mt3,3 completo di tubo pneumatico/Pneumatic Flexible Hose Ø29 mt3,3/ Pneumatique flexible tube Ø29 mt3,3 KV30ITEA	Standard KTPC33M25DUA



### Filtri/Filters/Filtre Lt.30

		Code
A	Filtro Tela/Textile Filter/Tissu filtre Classe M Filtro Tela/Textile Filter/Tissu filtre Classe H	Optional Standard KFILPPC
B	Filtro Antischiuma/Anti Foam Filter/Anti moussant filtre	Optional FASC1M
C	Filtro Cartuccia/Cartridge Filter/Cartouche	Standard FCPL1M
D	Filtro Nylon/Nylon Filter/Surfiltre nylon	Standard FNLY1M
E	Sacco Microfibra/Microfiber Bag/Sac microfiber	Standard SACMF30L






### KV72MSITEA

Potenza/Power/Puissance	2X1100W - 1200W max
Potenza utensile/Tool power/Outil puissance	1500W max
Voltaggio/Voltage/Tension	220-240V/50-60Hz
Motore/Motors/Moteurs	2xDouble Stage Bypass
Cavo elettrico/Power cable/Câble	10 mt
Depressione/Waterlift/Dépression	2300 mm H2O
Portata/Air flow/Débit d'air	350 m3/h
Capacità/Capacity/Capacité	70 Lt.
Fusto/Tank/Cuve	Inox
Peso/Weight/Poids	55 kg
Emissioni acustiche/Sound level/Niveau sonore	67 dB (A)
Dimensioni Imballo/Box Dimension/Dimensions	800 x 760 x 900
Pezzi Bancale/Pieces pallet/Pièces palette	2
Dimensioni Bancale/Pallet/Palette	800 x 1200 x h2200

Posto mobile di lavoro ad alta efficienza adatto per l'uso simultaneo di 2 utensili elettrico o pneumatico. di facile utilizzo e praticità grazie ad un dispositivo elettronico che avvia automaticamente l'aspirapolvere. Gruppo aria/lubrificazione per regolazione pressione aria compressa all'utensile.

High efficiency mobile workstation, suitable for simultaneous use of 2 electric or pneumatic tools. Practical and easy to use thanks to the simple use of a device which automatically switch the vacuum cleaner on when the tool is on. Air/lubrication group to regulate air pressure for the tools.

Rendement élevé du poste de travail mobile, adapté pour une utilisation simultanée de 2 outil électrique ou pneumatique. Facile à utiliser et pratique grâce à un dispositif électronique qui démarre automatiquement l'aspirateur. Groupe de lubrification Air pour réguler la pression d'air pour les outils.



### Accessori/Accessories/Accessoires Ø40

			Code
1	Flessibile Completo mt2,5/Complete Hose mt2,5/Complet flexible mt2,5	Optional	KTFC25M40D
2	Tubo Prolunga Cromato "S"/Chrome Suction Tube "S"/Canne coude	Optional	ATPC2S40D
3	Lancia Piatta/Crevice Tool/Suceur Plat	Optional	ALP40D
4	Pennello/Round Brush/Brosse ronde	Optional	APN40D
5	Spazzola Pavimenti Polvere/Nozzle Hard Floor /Suceur poussière	Optional	ASP40D
6	Spazzola Pavimenti Liquidi/Nozzle Wet Floor/Suceur Eau	Optional	ASL40D
7	Tubo flex Ø29 mt5/Flexible Hose Ø29 mt5/ Flexible tube Ø29 mt5	Standard	KTFC5M29DUEA
9	Raccordo "Y"/Coupling "Y"/ Raccord Y	Standard	ARACCY

### Filtri/Filters/Filtre Lt.70

			Code
A	Filtro Tela/Textile Filter/Tissu filtre	Standard	KFILPG
B	Filtro Antischiuma/Anti Foam Filter/Anti moussant filtre	Optional	FASC3M
C	Sacco Microfibra/Microfiber Bag/Sac microfiber	Optional	SACMF50/70L
D	Filtro Nylon/Nylon Filter/Surfiltre nylon	Standard	FNLY3M





Aspiraliquidi professionale iniezione ed estrazione (tappeti, poltrone, pavimenti) con motore bistadio. L'utilizzo è sempre associato alla contemporanea erogazione (acqua o miscela di acqua) ed aspirazione di detergente idoneo. Dotato di pompa con potenza 48W, portata 0,65l/min, pressione 5 bar o con pompa di potenza 60W, portata 5l/min, pressione 7 bar.

Professional Wet Vacuum, Extractor with a double stage motor is indicated for the cleaning of carpet, armchair, moquette. use is always associated with the simultaneous dispensing and suction of cleaning agent (water or mixture of water and a suitable detergent). Equipped with a powerful pump 48W, spray rate 0,65 l/min, spray pressure 5 bar or powerful pump 60W, spray rate 5l/min, spray pressure 7 bar.

Aspirateur professionnelle liquides avec moteurs à deux étages pour injection et extraction (tapis, fauteuils, sols, etc.). L'utilisation de cette machine est toujours associée à la contemporaine distribution et aspiration de détergeant (eau ou mélange d'eau et détergeant). Equipé de pompe avec 48W de puissance, le débit 0,65l/min, pression de 5 bars ou de la pompe avec 60W de puissance, débit 5l/min, pression de 7 bar.





	<b>KV25PEX</b>	<b>KV30PEX</b>	<b>KV30IEX</b>
Potenza/Power/Puissance	1100W - 1200W max	1100W - 1200W max	1100W - 1200W max
Voltaggio/Voltage/Tension	220-240V/50-60Hz	220-240V/50-60Hz	220-240V/50-60Hz
Motore/Motors/Moteurs	1xDouble Stage Bypass	1xDouble Stage Bypass	1xDouble Stage Bypass
Pompa/Pump/Pompe	48W	48W	48W
Cavo elettrico/Power cable/Câble	10 mt	10 mt	10 mt
Depressione/Waterlift/Dépression	2200 mm H2O	2400 mm H2O	2400 mm H2O
Portata/Air flow/Débit d'air	180 m3/h	220 m3/h	220 m3/h
Capacità/Capacity/Capacité	25 Lt.	34 Lt.	34 Lt.
Serbatoio detergente/Solution tank/Réservoir détergent	5Lt.	5Lt.	5Lt.
Fusto/Tank/Cuve	Plastic	Plastic	Inox
Peso/Weight/Poids	11 kg	13 kg	13 kg
Dimensioni Imballo/Box Dimension/Dimensions	390 x 390 x 590	390 x 390 x 720	390 x 390 x 720
Pezzi Bancale/Pieces pallet/Pièces palette	22	18	18
Dimensioni Bancale/Pallet/Palette	800 x 1200 x h2400	800 x 1200 x h2300	800 x 1200 x h2300



<b>Accessori/Accessories/Accessoires Ø36</b>			<b>Code</b>
1	Flessibile Completo Idrolitico mt2/ Complete Flexible Hydrolitic mt2/ Complet flexible hydrolyse mt2	Standard	KTFCI2CM36EX
2	Tubo prolunga Idrolitico 2x0,5mt/ Suction Tube Hydrolitic 2x0,5mt/ Canne télescopique hydrolyse 2x0,5mt	Standard	ATPE36D
3	Bocchetta Pavimenti/Floor Tool/Étages suceur	Standard	ABPAV36X
4	Bocchetta Poltrone/Upholstery Noozle/ Fauteuil suceur	Standard	ABPOL36X
5	Serbatoio Detergente/Solution Tank/ Réservoir détergent	Standard	SDEST5L

<b>Accessori/Accessories/Accessoires Ø36</b>		<b>Code</b>
1	Flessibile Completo mt2/Complete hose mt2/ Complet flexible mt2	Optional KTFC2M36D
2	Impugnatura/Handle/Poignée	Optional AIPRO36D
3	Tubo prolunga cromato 2x0,5mt/Chrome suction Tube 2x0,5mt Chrome canne télescopique 2x0,5mt	Optional ATPC36D
4	Lancia Piatta/Crevice tool/Suceur Plat	Optional ALP23S36D
5	Pennello/Round brush/Brosse ronde	Optional APN36D
6	Bocchetta/Little nozzle/Suceur	Optional AB23S36D
7	Corpo Spazzola / Nozzle Body / Suceur	Optional ACS300L
8	Inserto Liquidi/Wet Tool/ Insérer eau	Optional AIL300L
9	Inserto Pavimenti/Hard Floor Tool/ Insérer poussière	Optional AIP300L
10	Spazzola Combinata Inox/Steel combi nozzle/Combiné suceur brosse	Optional ASCIR36D



<b>Filtri/Filters/Filtre Lt.20/30</b>		<b>Code</b>
A	Filtro Tela/Textile Filter/Tissu filtre	Optional KFILPP
B	Filtro Antischiuma/Anti Foam Filter/Anti moussant filtre	Standard FASC1M
C	Filtro Cartuccia/Cartridge Filter/Cartouche	Optional FCPL1M
D	Filtro Nylon/Nylon Filter/Surfiltre nylon	Optional FNLY1M
E	Sacco Microfibra/Microfiber Bag/Sac microfiber	Optional SACMF30L





	<b>KV50IMEX</b>	<b>KV52IMEX</b>
Potenza/Power/Puissance	1200W - 1400W max	2x1100W - 1200W max
Voltaggio/Voltage/Tension	220-240V/50-60Hz	220-240V/50-60Hz
Motore/Motors/Moteurs	1xDouble Stage Bypass	2xDouble Stage Bypass
Pompa/Pump/Pompe	48W	48W
Cavo elettrico/Power cable/Câble	10 mt	10 mt
Depressione/Waterlift/Dépression	2400 mm H2O	2300 mm H2O
Portata/Air flow/Débit d'air	220 m3/h	350 m3/h
Capacità/Capacity/Capacité	55 Lt.	55 Lt.
Fusto/Tank/Cuve	Inox	Inox
Peso/Weight/Poids	16 kg	17 kg
Emissioni acustiche/Sound level/Niveau sonore	65 dB (A)	67 dB (A)
Dimensioni Imballo/Box Dimension/Dimensions	570x 570 x 1010	570x 570 x 1010
Pezzi Bancale/Pieces pallet/Pièces palette	8	8
Dimensioni Bancale/Pallet/Palette	1200 x 1200 x h2200	1200 x 1200 x h2200



### Accessori/Accessories/Accessoires Ø40

		Code
1	Lancia Pavimenti Completa/ Complete Floor Tool/ Canne complet universelle	Optional KBLVPAV40D
2	Flessibile Completo Idrolitico mt2,5/ Complete Flexible Hydrolitic mt2,5/ Complet flexible hydrolyse mt2	Standard KTFCI25M40DEX
3	Bocchetta Poltrone/Upholstery Noozle/ Fauteuil suceur	Standard KBLVPOL40D
4	Scarica fusto/Empty hoses/Flexible de vidange	Standard KSCFU

### Accessori/Accessories/Accessoires Ø40

		Code
1	Flessibile Completo mt2,5/Complete Hose mt2,5/Complet flexible mt2,5	Optional KTFC25M40D
2	Tubo Prolunga Cromato "S"/Chrome Suction Tube "S"/Canne double coude	Optional ATPC2S40D
3	Lancia Piatta/Crevice Tool/Suceur Plat	Optional ALP40D
4	Pennello/Round Brush/Brosse ronde	Optional APN40D
5	Spazzola Pavimenti Polvere/Noozle Hard Floor/Suceur poussière	Optional ASP40D
6	Spazzola Pavimenti Liquidi/Noozle Wet Floor/Suceur Eau	Optional ASL40D

### Filtri/Filters/Filtre Lt.50

		Code
A	Filtro Tela/Textile Filter/Tissu filtre mod. 50 Filtro Tela/Textile Filter/Tissu filtre mod. 52	Optional KFILPM KFILPG
B	Filtro Antischiuma/Anti Foam Filter/Anti moussant filtre mod. 50 Filtro Antischiuma/Anti Foam Filter/Anti moussant filtre mod. 52	Standard FASC1M FASC3M
C	Filtro Cartuccia/Cartridge Filter/Cartouche mod. 50	Optional FCPL1M
D	Filtro Nylon/Nylon Filter/Surfiltre nylon mod. 50 Filtro Nylon/Nylon Filter/Surfiltre nylon mod. 52	Optional FNLY1M50L FNLY3M
E	Sacco Microfibra/Microfiber Bag/Sac microfiber	Optional SACMF50/70L






	<b>KV702PBEX</b> <b>KV702IBEX</b>	<b>KV73PBEX</b> <b>KV73IBEX</b>	<b>KV729PBEX</b> <b>KV729IBEX</b>
Potenza/Power/Puissance	2x1200W - 1400W max	3x1100W - 1200W max	2x1200W - 1400W max
Voltaggio/Voltage/Tension	220-240V/50-60Hz	220-240V/50-60Hz	220-240V/50-60Hz
Motore/Motors/Moteurs	2xDouble Stage Bypass	3xDouble Stage Bypass	2xDouble Stage Bypass
Pompa/Pump/Pompe	48W	48W	60W
Cavo elettrico/Power cable/Câble	10 mt	10 mt	10 mt
Depressione/Waterlift/Dépression	2400 mm H2O	2300 mm H2O	2400 mm H2O
Portata/Air flow/Débit d'air	450 m3/h	520 m3/h	450 m3/h
Capacità/Capacity/Capacité	70 Lt.	70 Lt.	70 Lt.
Fusto/Tank/Cuve	P Plastic/I Inox	P Plastic/I Inox	P Plastic/I Inox
Peso/Weight/Poids	24 kg	25 kg	26 kg
Emissioni acustiche/Sound level/Niveau sonore	68 dB (A)	69 dB (A)	68 dB (A)
Dimensioni Imballo/Box Dimension/Dimensions	570 x 570 x 1010	570 x 570 x 1010	570 x 570 x 1010
Pezzi Bancale/Pieces pallet/Pièces palette	8	8	8
Dimensioni Bancale/Pallet/Palette	1200 x 1200 x h2200	1200 x 1200 x h2200	1200 x 1200 x h2200



<b>Accessori/Accessories/Accessoires Ø40</b>		<b>Code</b>
<b>1</b>	Lancia Pavimenti Completa/ Complete Floor Tool Canne complet universelle	Optional KBLPAV40D
<b>2</b>	Flessibile Completo Idrolitrico mt2,5/ Complete Flexible Hydrolitic mt2,5 Complet flexible hydrolyse mt2	Standard KTEFCI25M40DEX
<b>3</b>	Bocchetta Poltrone/Upholstery Noozle/ Fauteuil suceur	Standard KBLPOL40D
<b>4</b>	Cesta Porta Accessori/Accessory Basket/ Panier porte accessoires	Standard APDGR
<b>5</b>	Serbatoio Detergente/Solution Tank/ Réservoir detergent	Standard SDEST15L

<b>Accessori/Accessories/Accessoires Ø40</b>		<b>Code</b>
<b>1</b>	Flessibile Completo mt2,5/Complete Hose mt2,5/Complet flexible mt2,5	Optional KTFC25M40D
<b>2</b>	Tubo Prolunga Cromato "S"/Chrome Suction Tube "S"/Canne double coude	Optional ATPC2S40D
<b>3</b>	Lancia Piatta/Crevice Tool/Suceur Plat	Optional ALP40D
<b>4</b>	Pennello/Round Brush/Brosse ronde	Optional APN40D
<b>5</b>	Spazzola Pavimenti Polvere/Noozle Hard Floor/Suceur poussière	Optional ASP40D
<b>6</b>	Spazzola Pavimenti Liquidi/Noozle Wet Floor/Suceur Eau	Optional ASL40D

<b>Filtri/Filters/Filtre Lt.70</b>		<b>Code</b>
<b>A</b>	Filtro Tela/Textile Filter/Tissu filtre	Optional KFILPG
<b>B</b>	Filtro Antischiuma/Anti Foam Filter/Anti moussant filtre	Standard FASC3M
<b>C</b>	Filtro Nylon/Nylon Filter/Surfiltre nylon	Optional FNLY3M
<b>D</b>	Sacco Microfibra/Microfiber Bag/Sac microfiber	Optional SACMF50/70L





### KV72EXH

Potenza/Power/Puissance	2x1100W - 1200W max
Voltaggio/Voltage/Tension	220-240V/50-60Hz
Motore/Motors/Moteurs	2xDouble Stage Bypass
Pompa/Pump/	48W
Cavo elettrico/Power cable/Câble	10 mt
Depressione/Waterlift/Dépression	2300 mm H2O
Portata/Air flow/Débit d'air	350 m3/h
Capacità/Capacity/Capacité	70 Lt.
Temp. Max Detergente/Temp. Max Solution/Temp max détergent	90°C
Fusto/Tank/Cuve	Inox
Peso/Weight/Poids	26 kg
Dimensioni Imballo/Box Dimension/Dimensions	570 x 570 x 1010
Pezzi Bancale/Pieces pallet/Pièces palette	8
Dimensioni Bancale/Pallet/Palette	1200 x 1200 x h2200

Aspiraliquidi professionale iniezione ed estrazione a caldo con motore bistadio. Ideale per una efficace pulizia ad alta temperatura regolata da un termostato fino a 90°C. Professional Wet Vacuum, Extractor with hot water and double stage motors. This machine is indicated for an efficient high temperature cleaning, thanks to its 90°C thermostat.

Aspirateur professionnelle liquides avec moteurs à deux étages pour injection et extraction. Apte à une bonne performance à hautes températures jusqu'à 90°C.


### Accessori/Accessories/Accessoires Ø40

			Code
1	Lancia Pavimenti Completa/ Complete Floor Tool Canne complet universelle	Optional	KBLPAV40D
2	Flessibile Completo Idrolitico mt2,5/ Complete Flexible Hydrolitic mt2,5 Complet flexible hydrolyse mt2	Standard	KTEFCI25M40DEX
3	Bocchetta Poltrone/Upholstery Nozzle/ Fauteuil suceur	Standard	KBLPOL40D
4	Cesta Porta Accessori/Accessory Basket/ Panier porte accessoires	Standard	APDGR
5	Serbatoio Detergente/Solution Tank/ Réservoir detergent	Standard	SDEST15L



### Accessori/Accessories/Accessoires Ø40

			Code
1	Flessibile Completo mt2,5/Complete Hose mt2,5/Complet flexible mt2,5	Optional	KTFC25M40D
2	Tubo Prolunga Cromato "S"/Chrome Suction Tube "S"/Canne double coude	Optional	ATPC2S40D
3	Lancia Piatta/Crevice Tool/Suceur Plat	Optional	ALP40D
4	Pennello/Round Brush/Brosse ronde	Optional	APN40D
5	Spazzola Pavimenti Polvere/Nozzle Hard Floor/Suceur poussière	Optional	ASP40D
6	Spazzola Pavimenti Liquidi/Nozzle Wet Floor/Suceur Eau	Optional	ASL40D



### Filtri/Filters/Filtre Lt.70

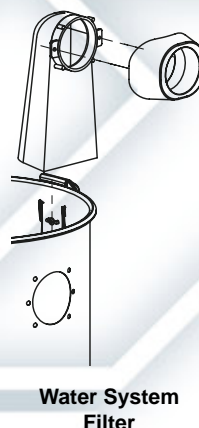
			Code
A	Filtro Tela/Textile Filter/Tissu filtre	Optional	KFILPG
B	Filtro Antischiuma/Anti Foam Filter/Anti moussant filtre	Standard	FASC3M
C	Filtro Nylon/Nylon Filter/Surfiltre nylon	Optional	FNLY3M
D	Sacco Microfibra/Microfiber Bag/Sac microfiber	Optional	SACMF50/70L





# SmartLine





Water System Filter

### KV10PF

Potenza/Power/Puissance	1050W - 1250W max
Voltaggio/Voltage/Tension	220-240V/50-60Hz
Motore/Motors/Moteurs	1xSingle Stage Bypass
Cavo elettrico/Power cable/Câble	5 mt
Depressione/Waterlift/Dépression	1550 mm H2O
Portata/Air flow/Débit d'air	260 m3/h
Capacità/Capacity/Capacité	13 Lt.
Fusto/Tank/Cuve	Plastic
Peso/Weight/Poids	6 kg
Dimensioni Imballo/Box Dimension/Dimensions	390 x 390 x 460
Pezzi Bancala/Pieces pallet/Pièces palette	30
Dimensioni Bancala/Pallet/Palette	800 x 1200 x h2400



Aspirapolvere e liquidi, con filtro ad acqua (2lt di H2O) trattiene fino al 99% delle polveri contenute nell'aria. Antiacaro e umidificatore.

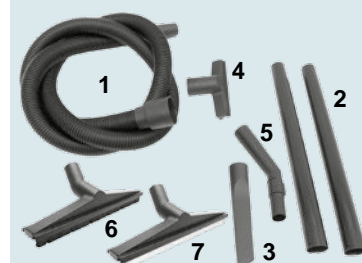
Wet Dry Vacuum, with water filter (2lt of H2O), that allow to retain dust of air up to 99%. Anti-acarus, humidifier.

Aspirateur eau et poussière, avec filtre à eau (2lt de H2O), qui permettent de retenir les poussières de l'air jusqu'à 99%. Anti-acarien, humidificateur.

### Accessori/Accessories/Accessoires Ø36

		Code
1	Flessibile Completo mt2/Complete Hose mt2/ Complet flexible mt2	KTFC2M36SMA
2	Tubo prolunga 2x0,5mt/ Suction Tube 2x0,5mt/ Canne télescopique 2x0,5mt	ATPP10S36D
3	Lancia Piatta/Crevice Tool/Suceur Plat	ALP23S36D
4	Bocchetta/Little nozzle/Suceur	AB23S36D
5	Impugnatura smart/Handle smart/Poignée smart	AISMT36D
6	Spazzola Pavimenti Polvere/Noozle Hard Floor/Suceur poussière	ASPSMT36D
7	Spazzola Pavimenti Liquidi/Noozle Wet Floor/Suceur Eau	ASLSMT36D

### KACCK36SMA



### Filtri/Filters/Filtre

		Code
A	Filtro Antischiuma/Anti Foam Filter/Anti moussant filtre	FASC1M
B	Filtro Tela Fluid/Textile Filter Fluid/Tissu filtre Fluid	KFILPPF





	<b>KV10P</b>	<b>KV14P</b>	<b>KV19P</b>	<b>KV19I</b>	<b>KV29I</b>
Potenza/Power/Puissance	1050W - 1250W max	1050W - 1250W max	1050W - 1250W max	1050W - 1250W max	1050W - 1250W max
Voltaggio/Voltage/Tension	220-240V/50-60Hz	220-240V/50-60Hz	220-240V/50-60Hz	220-240V/50-60Hz	220-240V/50-60Hz
Motore/Motors/Moteurs	1xSingle Stage Bypass	1xSingle Stage Bypass	1xSingle Stage Bypass	1xSingle Stage Bypass	1xSingle Stage Bypass
Cavo elettrico/Power cable/Câble	5 mt	5 mt	5 mt	5 mt	5 mt
Depressione/Waterlift/Dépression	1550 mm H2O	1550 mm H2O	1550 mm H2O	1550 mm H2O	1550 mm H2O
Portata/Air flow/Débit d'air	260 m3/h	260 m3/h	260 m3/h	260 m3/h	260 m3/h
Capacità/Capacity/Capacité	13 Lt.	15 Lt.	22 Lt.	22 Lt.	34 Lt.
Fusto/Tank/Cuve	Plastic	Plastic	Plastic	Inox	Inox
Peso/Weight/Poids	6 kg	7 kg	8 kg	8 kg	10 kg
Dimensioni Imballo/Box Dimension/Dimensions	390 x 390 x 460	390 x 390 x 460	390 x 390 x 590	390 x 390 x 590	390 x 390 x 720
Pezzi Bancale/Pieces pallet/Pièces palette	30	30	22	22	18
Dimensioni Bancale/Pallet/Palette	800 x 1200 x h2400	800 x 1200 x h2400	800 x 1200 x h2400	800 x 1200 x h2400	800 x 1200 x h2300

Aspirapolvere e liquidi con motore monostadio. Disponibile con fusto in polipropilene o inox da 13/15/22/ 34 lt.

Wet Dry Vacuum Cleaner with a single stage motor. It is available with stainless steel or polypropylene 13/15/22/ 34 liters tank.

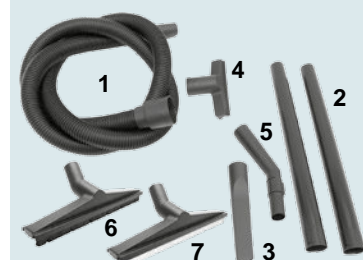
Aspirateur eau et poussière, avec un moteur en une seule étape, Disponible avec tige en polypropylène ou inox de 13/15/22/ 34 litres.

### Accessori/Accessories/Accessoires Ø36

### Code

1	Flessibile Completo mt2/Complete Hose mt2/ Complet flexible mt2	Standard	KTFC2M36SMA
2	Tubo prolunga 2x0,5mt/ Suction Tube 2x0,5mt/ Canne télescopique 2x0,5mt	Standard	ATPP10S36D
3	Lancia Piatta/Crevice Tool/Suceur Plat	Standard	ALP23S36D
4	Bocchetta/Little nozzle/Suceur	Standard	AB23S36D
5	Impugnatura smart/Handle smart/Poignée smart	Standard	AISMT36D
6	Spazzola Pavimenti Polvere/Nozzle Hard Floor/Suceur poussière	Standard	ASPSMT36D
7	Spazzola Pavimenti Liquidi/Nozzle Wet Floor/Suceur Eau	Standard	ASLSMT36D

### KACCK36SMA



### Filtri/Filters/Filtre

### Code

A	Filtro Tela/Textile Filter/Tissu filtre	Standard	KFILPP
B	Filtro Antischiuma/Anti Foam Filter/Anti moussant filtre	Standard	FASC1M
C	Filtro Cartuccia/Cartridge Filter/Cartouche	Optional	FCPL1M
D	Filtro Nylon/Nylon Filter/Surfiltre nylon	Optional	FNLY1M
E	Sacco Microfibra/Microfiber Bag/Sac microfiber	Optional	SACMF20L SACMF30L







	<b>KV49I</b>	<b>KV492I</b>	<b>KV493I</b>
	<b>KV49IM</b>	<b>KV492IM</b>	<b>KV493IM</b>
Potenza/Power/Puissance	1050W - 1250W max	2x1050W - 1250W max	3x1050W - 1250W max
Voltaggio/Voltage/Tension	220-240V/50-60Hz	220-240V/50-60Hz	220-240V/50-60Hz
Motore/Motors/Moteurs	1xSingle Stage Bypass	2xSingle Stage Bypass	3xSingle Stage Bypass
Cavo elettrico/Power cable/Câble	5 mt	5 mt	5 mt
Depressione/Waterlift/Dépression	1550 mm H2O	1800 mm H2O	2000 mm H2O
Portata/Air flow/Débit d'air	260 m3/h	410 m3/h	600 m3/h
Capacità/Capacity/Capacité	55 Lt.	55 Lt.	55 Lt.
Fusto/Tank/Cuve	Inox	Inox	Inox
Peso/Weight/Poids	15kg	16kg	17kg
Dimensioni Imballo/Box Dimension/Dimensions	570 x 570 x 1010	570 x 570 x 1010	570 x 570 x 1010
Pezzi Bancale/Pieces pallet/Pièces palette	8	8	8
Dimensioni Bancale/Pallet/Palette	1200 x 1200 x h2200	1200 x 1200 x h2200	1200 x 1200 x h2200



Aspirapolvere e liquidi con uno, due o tre motori monostadio, con fusto inox da 55lt di capacità con manico (M) per facilitare la manovrabilità.

Wet Dry Vacuum Cleaner with one, two or three single stage motors. Available with stainless steel 55 liters tank, provided with a practical handle (M).

Aspirateur eau et poussière. avec un, deux ou trois moteurs en une seule étape, avec une cuve en inox d'une capacité de 55 litres. et un manche pour le rendre plus pratique (M).

### Accessori/Accessories/Accessoires Ø40

			<b>Code</b>
<b>1</b>	Flessibile Completo mt2,5/ Complete Hose mt2,5/ Complet flexible mt2,5	Standard	KTFC25M40D
<b>2</b>	Corpo Spazzola / Nozzle Body / Suceur	Standard	ACS400L
<b>3</b>	Inserto Liquidi/Wet Tool/ Insérer eau	Standard	AIL400L
<b>4</b>	Inserto Pavimenti/Hard Floor Tool/ Insérer poussière	Standard	AIP400L
<b>5</b>	Lancia Piatta/Crevice Tool/Suceur Plat	Standard	ALP40D
<b>6</b>	Tubo Prolunga Cromato "S"/ Chrome Suction Tube "S"/ Canne coude	Standard	ATPC2S40D

### KACCK40SMA



### Filtri/Filters/Filtre

			<b>Code</b>
<b>A</b>	Filtro Tela/Textile Filter/Tissu filtre mod. 491 Filtro Tela/Textile Filter/Tissu filtre mod. 492/493	Standard	KFILPM KFILPG
<b>B</b>	Filtro Antischiuma/Anti Foam Filter/Anti moussant filtre mod. 491 Filtro Antischiuma/Anti Foam Filter/Anti moussant filtre mod. 492/493	Standard	FASC1M FASC3M
<b>C</b>	Filtro Cartuccia/Cartridge Filter/Cartridge mod. 491	Optional	FCPL1M
<b>D</b>	Filtro Nylon/Nylon Filter/Surfiltre nylon mod. 491 Filtro Nylon/Nylon Filter/Surfiltre nylon mod. 492/493	Optional	FNLY1M50L FNLY3M
<b>E</b>	Sacco Microfibra/Microfiber Bag/Sac microfiber	Optional	SACMF50/70L





	<b>KV691I</b> <b>KV691IM</b>	<b>KV692P</b> <b>KV692I</b>	<b>KV692PM</b> <b>KV692IM</b>	<b>KV693P</b> <b>KV693I</b>	<b>KV693PM</b> <b>KV693IM</b>
Potenza/Power/Puissance	1050W - 1250W max	2x1050W - 1250W max	2x1050W - 1250W max	3x1050W - 1250W max	3x1050W - 1250W max
Voltaggio/Voltage/Tension	220-240V/50-60Hz	220-240V/50-60Hz	220-240V/50-60Hz	220-240V/50-60Hz	220-240V/50-60Hz
Motore/Motors/Moteurs	1xSingle Stage Bypass	2xSingle Stage Bypass	2xSingle Stage Bypass	3xSingle Stage Bypass	3xSingle Stage Bypass
Cavo elettrico/Power cable/Câble	5 mt	5 mt	5 mt	5 mt	5 mt
Depressione/Waterlift/Dépression	1550 mm H2O	1800 mm H2O	1800 mm H2O	2000 mm H2O	2000 mm H2O
Portata/Air flow/Débit d'air	260 m3/h	410 m3/h	410 m3/h	600 m3/h	600 m3/h
Capacità/Capacity/Capacité	70 Lt.	70 Lt.	70 Lt.	70 Lt.	70 Lt.
Fusto/Tank/Cuve	Inox	P Plastic/l Inox	P Plastic/l Inox	P Plastic/l Inox	P Plastic/l Inox
Peso/Weight/Poids	20kg	21kg	21kg	22kg	22kg
Dimensioni Imballo/Box Dimension/Dimensions	570 x 570 x 1010	570 x 570 x 1010	570 x 570 x 1010	570 x 570 x 1010	570 x 570 x 1010
Pezzi Bancale/Pieces pallet/Pièces palette	8	8	8	8	8
Dimensioni Bancale/Pallet/Palette	1200 x 1200 x h2200	1200 x 1200 x h2200	1200 x 1200 x h2200	1200 x 1200 x h2200	1200 x 1200 x h2200

Aspirapolvere e liquidi con uno, due o tre motori monostadio, con fusto in polipropilene o inox da 70lt di capacità con manico (M) per facilitare la manovrabilità. Wet Dry Vacuum Cleaner with one, two or three single stage motors. Available with stainless steel or polypropylene 70lit liters tank, provided with a practical handle (M).

Aspirateur eau et poussière. Avec un, deux ou trois moteurs en une seule étape, avec une cuve en polypropylène ou inox d'une capacité de 70 litres et un manche pour le rendre plus pratique. (M)

### Accessori/Accessories/Accessoires Ø40

### Code

		Standard	Code
1	Flessibile Completo mt2,5/ Complete Hose mt2,5/ Complet flexible mt2,5	Standard	KTFC25M40D
2	Corpo Spazzola / Nozzle Body / Suceur	Standard	ACS400L
3	Inserto Liquidi/Wet Tool/ Insérer eau	Standard	AIL400L
4	Inserto Pavimenti/Hard Floor Tool/ Insérer poussière	Standard	AIP400L
5	Lancia Piatta/Crevice Tool/Suceur Plat	Standard	ALP40D
6	Tubo Prolunga Cromato "S"/ Chrome Suction Tube "S"/ Canne coude	Standard	ATPC2S40D

### KACCK40SMA



### Filtri/Filters/Filtre

### Code

		Standard	Code
A	Filtro Tela/Textile Filter/Tissu filtre mod. 691 Filtro Tela/Textile Filter/Tissu filtre mod. 692/693	Standard	KFILPM KFILPG
B	Filtro Antischiuma/Anti Foam Filter/Anti moussant filtre mod. 691 Filtro Antischiuma/Anti Foam Filter/Anti moussant filtre mod. 692/693	Standard	FASC1M FASC3M
C	Filtro Cartuccia/Cartridge Filter/Cartouche mod. 691	Optional	FCPL1M
D	Filtro Nylon/Nylon Filter/Surfiltre nylon mod. 691 Filtro Nylon/Nylon Filter/Surfiltre nylon mod. 692/693	Optional	FNLY1M50L FNLY3M
E	Sacco Microfibra/Microfiber Bag/Sac microfiber	Optional	SACMF50/70L







	<b>KV10PT</b>	<b>KV14PT</b>	<b>KV19PT</b>	<b>KV19IT</b>	<b>KV29IT</b>
Potenza/Power/Puissance	1050W - 1250W max	1050W - 1250W max	1050W - 1250W max	1050W - 1250W max	1050W - 1250W max
Voltaggio/Voltage/Tension	220-240V/50-60Hz	220-240V/50-60Hz	220-240V/50-60Hz	220-240V/50-60Hz	220-240V/50-60Hz
Motore/Motors/Moteurs	1xSingle Stage Bypass	1xSingle Stage Bypass	1xSingle Stage Bypass	1xSingle Stage Bypass	1xSingle Stage Bypass
Potenza utensile/Tool power/Outil puissance	2000W max	2000W max	2000W max	2000W	2000W max
Cavo elettrico/Power cable/Câble	5 mt	5 mt	5 mt	5 mt	5 mt
Depressione/Waterlift/Dépression	1550 mm H2O	1550 mm H2O	1550 mm H2O	1550 mm H2O	1550 mm H2O
Portata/Air flow/Débit d'air	260 m3/h	260 m3/h	260 m3/h	260 m3/h	260 m3/h
Capacità/Capacity/Capacité	13 Lt.	15 Lt.	22 Lt.	22 Lt.	34 Lt.
Fusto/Tank/Cuve	Plastic	Plastic	Plastic	Inox	Inox
Peso/Weight/Poids	6 kg	7 kg	8 kg	8 kg	10 kg
Dimensioni Imballo/Box Dimension/Dimensions	390 x 390 x 460	390 x 390 x 460	390 x 390 x 590	390 x 390 x 590	390 x 390 x 720
Pezzi Bancale/Pieces pallet/Pièces palette	30	30	22	22	18
Dimensioni Bancale/Pallet/Palette	800 x 1200 x h2400	800 x 1200 x h2400	800 x 1200 x h2400	800 x 1200 x h2400	800 x 1200 x h2300

Aspirapolvere, Ideale per l'utilizzo nella raccolta di residui di lavorazione in concomitanza ad un utensile elettrico.

Dry Vacuum Cleaner, This model has been studied to be used together with an electric tool.


Aspirateur poussière. Apte à l'utilisation professionnelle dans la collecte des résidus de traitement en association avec un outil électrique.

### Accessori/Accessories/Accessoires Ø36

### Code

1	Flessibile Completo mt2/Complete Hose mt2/ Complet flexible mt2	Standard	KTFC2M36SMA
2	Tubo prolunga 2x0,5mt/ Suction Tube 2x0,5mt/ Canne télescopique 2x0,5mt	Standard	ATPP10S36D
3	Lancia Piatta/Crevice Tool/Suceur Plat	Standard	ALP23S36D
4	Bocchetta/Little nozzle/Suceur	Standard	AB23S36D
5	Impugnatura smart/Handle smart/Poignée smart	Standard	AISMT36D
6	Spazzola Pavimenti Polvere/Nozzle Hard Floor/Suceur poussière	Standard	ASPSMT36D
7	Spazzola Pavimenti Liquidi/Nozzle Wet Floor/Suceur Eau	Standard	ASLSMT36D

### KACCK36SMA



### Filtri/Filters/Filtre

### Code

A	Filtro Tela/Textile Filter/Tissu filtre	Standard	KFILPP
B	Filtro Antischiuma/Anti Foam Filter/Anti moussant filtre	Standard	FASC1M
C	Filtro Cartuccia/Cartridge Filter/Cartouche	Optional	FCPL1M
D	Filtro Nylon/Nylon Filter/Surfiltre nylon	Optional	FNLY1M
E	Sacco Microfibra/Microfiber Bag/Sac microfiber	Optional	SACMF20L





	<b>KV49IT</b>	<b>KV692IT</b>
Potenza/Power/Puissance	1050W - 1250W max	2x1050W - 1250W max
Voltaggio/Voltage/Tension	220-240V/50-60Hz	220-240V/50-60Hz
Motore/Motors/Moteurs	1xSingle Stage Bypass	2xSingle Stage Bypass
Potenza utensile/Tool power/Outil puissance	2000W max	1500W max
Cavo elettrico/Power cable/Câble	5 mt	5 mt
Depressione/Waterlift/Dépression	1550 mm H2O	1800 mm H2O
Portata/Air flow/Débit d'air	260 m3/h	410 m3/h
Capacità/Capacity/Capacité	55 Lt.	70 Lt.
Fusto/Tank/Cuve	Inox	Inox
Peso/Weight/Poids	16kg	21kg
Dimensioni Imballo/Box Dimension/Dimensions	570 x 570 x 1010	570 x 570 x 1010
Pezzi Bancale/Pieces pallet/Pièces palette	8	8
Dimensioni Bancale/Pallet/Palette	1200 x 1200 x h2200	1200 x 1200 x h2200



Aspirapolvere, Ideale per l'utilizzo nella raccolta di residui di lavorazione in concomitanza ad un utensile elettrico.


Dry Vacuum Cleaner, This model has been studied to be used together with an electric tool .

Aspirateur poussière. Apte à l'utilisation professionnelle dans la collecte des résidus de traitement en association avec un outil électrique.

### Accessori/Accessories/Accessoires Ø36

		Code
1	Flessibile Completo mt2/Complete Hose mt2/ Complet flexible mt2	Standard KTFC2M36SMABP
2	Tubo prolunga 2x0,5mt/ Suction Tube 2x0,5mt/ Canne télescopique 2x0,5mt	Standard ATPP10S36D
3	Lancia Piatta/Crevice Tool/Suceur Plat	Standard ALP23S36D
4	Bocchetta/Little nozzle/Suceur	Standard AB23S36D
5	Impugnatura smart/Handle smart/Poignée smart	Standard AISMT36D
6	Spazzola Pavimenti Polvere/Noozle Hard Floor/Suceur poussière	Standard ASPSMT36D
7	Spazzola Pavimenti Liquidi/Noozle Wet Floor/Suceur Eau	Standard ASLSMT36D

### KACCK36SMABP



### Filtri/Filters/Filtre

		Code
A	Filtro Tela/Textile Filter/Tissu filtre mod. 49 Filtro Tela/Textile Filter/Tissu filtre mod. 692	Standard KFILPM KFILPG
B	Filtro Antischiuma/Anti Foam Filter/Anti moussant filtre mod. 49 Filtro Antischiuma/Anti Foam Filter/Anti moussant filtre mod. 692	Standard FASC1M FASC3M
C	Filtro Cartuccia/Cartridge Filter/Cartridge mod. 49	Optional FCPL1M
D	Filtro Nylon/Nylon Filter/Surfiltre nylon mod. 49 Filtro Nylon/Nylon Filter/Surfiltre nylon mod. 692	Optional FNLY1M50L FNLY3M
E	Sacco Microfibr/Microfiber Bag/Sac microfiber	Optional SACMF50/70L





Aspiraliquidi professionale iniezione ed estrazione (tappeti, poltrone, pavimenti) con motore monostadio. L'utilizzo è sempre associato alla contemporanea erogazione (acqua o miscela di acqua) ed aspirazione di detergente idoneo. Dotato di pompa con potenza 48W, portata 0,65l/min, pressione 5 bar.

Professional Wet Vacuum, Extractor with a one stage motor is indicated for the cleaning of carpet, armchair, moquette. use is always associated with the simultaneous dispensing and suction of cleaning agent (water or mixture of water and a suitable detergent). Equipped with a powerful pump 48W, spray rate 0,65 l/min, spray pressure 5 bar.

Aspirateur professionnelle liquides avec moteurs à seule étape pour injection et extraction (tapis, fauteuils, sols, etc.). L'utilisation de cette machine est toujours associée à la contemporaine distribution et aspiration de détergeant (eau ou mélange d'eau et détergeant). Equipé de pompe avec 48W de puissance, le débit 0,65l / min, pression de 5 bars.





	<b>KV29IE</b>	<b>KV49IE</b>	<b>KV692PEX</b>	<b>KV692IE</b>
Potenza/Power/Puissance	1050W - 1250W max	1050W - 1250W max	2x1050W - 1250W max	2x1050W - 1250W max
Voltaggio/Voltage/Tension	220-240V/50-60Hz	220-240V/50-60Hz	220-240V/50-60Hz	220-240V/50-60Hz
Motore/Motors/Moteurs	Single Stage Bypass	Single Stage Bypass	2xSingle Stage Bypass	2xSingle Stage Bypass
Pompa/Pump/Pompe	48W	48W	48W	48W
Cavo elettrico/Power cable/Câble	5 mt	5 mt	5 mt	5 mt
Depressione/Waterlift/Dépression	1550 mm H2O	1550 mm H2O	1800 mm H2O	1800 mm H2O
Portata/Air flow/Débit d'air	260 m3/h	260 m3/h	410 m3/h	410 m3/h
Capacità/Capacity/Capacité	34 Lt.	55 Lt.	70 Lt.	70 Lt.
Serbatoio detergente/Solution tank/Réservoir détergent	5Lt.	-	-	-
Fusto/Tank/Cuve	Inox	Inox	Plastic	Inox
Peso/Weight/Poids	11 kg	20kg	21kg	21kg
Dimensioni Imballo/Box Dimension/Dimensions	390 x 390 x 720	570 x 570 x 1010	570 x 570 x 1010	570 x 570 x 1010
Pezzi Bancale/Pieces pallet/Pièces palette	18	8	8	8
Dimensioni Bancale/Pallet/Palette	800 x 1200 x h2300	1200 x 1200 x h2200	1200 x 1200 x h2200	1200 x 1200 x h2200

Mod. 49/69 KACCK36EX  
Mod. 29 KACCK36EXSMA



### Accessori/Accessories/Accessoires Ø36

		Code
1	Flessibile Completo Idrolitico mt2/ Complete Flexible Hydrolitic mt2/ Complet flexible hydrolyse mt2 mod. 49/69 Flessibile Completo Idrolitico mt2/ Complete Flexible Hydrolitic mt2/ Complet flexible hydrolyse mt2 mod. 29	Standard KTFCI2M36EX KTFCI2M36EXSMA
2	Tubo prolunga Idrolitico 2x0,5mt/ Suction Tube Hydrolitic 2x0,5mt/ Canne télescopique hydrolyse 2x0,5mt	Standard ATPE36D
3	Bocchetta Pavimenti/Floor Tool/Étages suceur	Standard ABPAV36X
4	Bocchetta Poltrone/Upholstery Noozle/ Fauteuil suceur	Standard ABPOL36X
5	Serbatoio Detergente/Solution Tank/ Réservoir détergent KV29	Standard SDEST5L


### Accessori/Accessories/Accessoires Ø36

		Code
6	Flessibile Completo mt2/Complete Hose mt2/ Complet flexible mt2 mod. 49/69 Flessibile Completo mt2/Complete Hose mt2/ Complet flexible mt2 mod. 29	Optional KTFC2M36SMBP KTFC2M36SMA
7	Tubo prolunga 2x0,5mt/ Suction Tube 2x0,5mt/ Canne télescopique 2x0,5mt	Optional ATPP10S36D
8	Lancia Piatta/Crevice Tool/Suceur Plat	Optional ALP23S36D
9	Bocchetta/Little nozzle/Suceur	Optional AB23S36D
10	Impugnatura smart/Handle smart/Poignée smart	Optional AISMT36D
11	Spazzola Pavimenti Polvere/Noozle Hard Floor/Suceur poussière	Optional ASPSMT36D
12	Spazzola Pavimenti Liquidi/Noozle Wet Floor/Suceur Eau	Optional ASLSMT36D

### Filtri/Filters/Filtre

		Code
A	Filtro Tela/Textile Filter/Tissu filtre mod. 29 Filtro Tela/Textile Filter/Tissu filtre mod. 49 Filtro Tela/Textile Filter/Tissu filtre mod. 692	Optional KFILPP KFILPM KFILPG
B	Filtro Antischiuma/Anti Foam Filter/Anti moussant filtre mod. 29/49 Filtro Antischiuma/Anti Foam Filter/Anti moussant filtre mod. 692	Optional FASC1M FASC3M
C	Sacco Microfibra/Microfiber Bag/Sac microfiber mod. 29 Sacco Microfibra/Microfiber Bag/Sac microfiber mod. 49/692	Optional SACMF30L SACMF50/70L

mod. 49/69 KACCK50D36SMABP  
mod. 29 KACCK50D36SMA





# AshLine







	KV10PAH	KV19PAH	KV19IAH	KV29IAH
Potenza/Power/Puissance	700W - 1000W max	700W - 1000W max	700W - 1000W max	700W - 1000W max
Voltaggio/Voltage/Tension	220-240V/50-60Hz	220-240V/50-60Hz	220-240V/50-60Hz	220-240V/50-60Hz
Cavo elettrico/Power cable/Câble	3 mt	3 mt	3 mt	3 mt
Capacità/Capacity/Capacité	13 Lt.	22 Lt.	22 Lt.	34 Lt.
Fusto/Tank/Cuve	Plastic	Plastic	Inox	Inox
Peso/Weight/Poids	6 kg	8 kg	8 kg	10 kg
Dimensioni Imballo/Box Dimension/Dimensions	390 x 390 x 460	390 x 390 x 590	390 x 390 x 590	390 x 390 x 720
Pezzi Bancale/Pieces pallet/Pièces palette	30	22	22	18
Dimensioni Bancale/Pallet/Palette	800 x 1200 x h2400	800 x 1200 x h2400	800 x 1200 x h2400	800 x 1200 x h2300

Aspiraceneri ideale per un'efficace e sicura pulizia delle ceneri nei camini, barbecue e stufe a pellet anche nella versione con filtro ad acqua (WATER FILTER - 2 lt di H2O). Non idonei all'aspirazione di braci ardenti.

Ash Vacuums ideal for effective and safe cleaning of the ashes in the chimney, barbecue and pellet stoves. Also available with water filter (WATER FILTER - 2 liters of H2O). Not suitable for suction of burning embers.

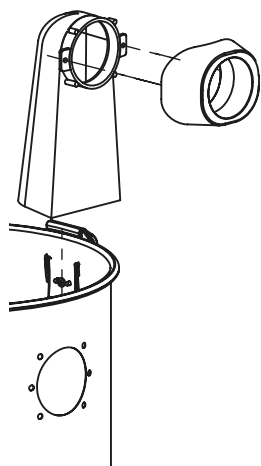

Aspire cendres idéal pour un nettoyage efficace et sûr des cendres dans la cheminée, barbecue et poêles à granulés. Disponible avec filtre à eau (WATER FILTER - 2 litres de H2O). Pas appropriée pour l'aspiration des cendres brûlantes.

### Accessori/Accessories/Accessoires

		Code
1	Flessibile Alluminio Completo/ Complete Aluminium Hose Complet aluminium flexible	TFMT1M36D
2	Lancia Inox / Inox Tool/ Lance inox	ATM200L38D

### Filtri/Filters/Filtre

		Code
A	Filtro Tela/Textile Filter/Tissu filtre	KFILPPF
B	Filtro Antischiuma/Anti Foam Filter/Anti moussant filtre	FASC3M



## Water System Filter







## **Kemak Group s.r.l.**

Via E. Fermi, 5 - 25025 Manerbio (BS) - Italy

Tel. +39 080 9995357

Fax +39 080 9995143

[info@kemak.it](mailto:info@kemak.it)

[www.kemak.it](http://www.kemak.it)

